


# Rennsteig Crimping Tools



## Ten 47 Limited

Unit 2B Frances Industrial Park  
Kirkcaldy, Scotland, UK  
KY1 2XZ  
Tel: +44 (0)1592 655725  
Fax: +44 (0)1592 651049  
Email: [sales@ten47.com](mailto:sales@ten47.com)


## Crimping

The most important crimp connections at a glance

---

### Insulated and non-insulated ferrules

page  
32–37,  
46, 49, 58–62,  
74–75,  
78–81



### Insulated and non-insulated terminals and connectors

page  
40–41,  
58–62,  
64–67,  
74–75,  
78–81




### Rolled and stamped contacts

page  
43, 49, 63,  
74–75,  
78–81



### Non-insulated tab connectors

page  
42, 58–63,  
74–75,  
78–81



### Shielded modular plug connectors and ISDN plugs

page  
47–48



---

Non-shielded modular plug connectors and ISDN plugs

page

47, 63, 74–75



---

COAX plug connectors

page

45, 58, 74–75,  
78–81



---

Turned contacts

page

44, 50–57,  
74–81



---

Solar connectors

page

74 - 75  
78 - 89



---

Fibre optic connectors

page

45, 90–97



## Crimping

Self-adjusting, easy crimping.



Art. No. 610 185 3



Crimp range switchable 8.185



Square crimp 8.185




Hexagonal crimp 8.186

Automatic self-adjustment for crimp diameter, precision crimping jaws in several versions

## Ferrule crimping tool PEW 8.185

- Self-adjusts to the desired ferrule size
- Ferrule insertion on the side of the tool
- Multiple crimp profiles
- Burnished or chrome finish
- Specially hardened spring steel



PEW 8.185


Art. No.	Finish	Profile	Capacity		Length mm	Weight g
			mm <sup>2</sup>	AWG		
with side feed						
610 185 3	burnished		0,08–16,0	28–5	180	380
610 185 6	chrome plated		4 serrated crimping profiles			
610 084 3 2	burnished		0,08–10,0	28–7		
610 084 6 2	chrome plated		2 serrated crimping profiles 2 smooth crimping profiles			

## Ferrule crimping tool PEW 8.186



PEW 8.186

Art. No.	Finish	Profile	Capacity		Length mm	Weight g
			mm <sup>2</sup>	AWG		
with side feed						
610 186 3	burnished		0,08–10,0	28–7	180	380
610 186 6	chrome plated		6 serrated crimping profiles			



PEW 8.185

PEW 8.186


Excellent fit for many different terminal shapes

## Crimping

A large variety of crimps  
in a small package.



Art. No. 610 088 3



Front feed




0.08–16mm<sup>2</sup> crimp range (switchable),  
automatic adjustment with tuned spring combination



Adjustable, force-lock, emergency unlocking,  
ergonomic 2C grip

## Ferrule crimping tool PEW 8.87

- Very simple handling for tight spaces
- Extremely wide range of applications in one tool (model PEW 8.88)
- Square crimp shape with 4 profiled jaws
- Self-adjusts to the desired ferrule size
- Leverage grip boosts crimp power for tireless working
- Specially hardened spring steel




PEW 8.87


Art. No.	Finish	Profile	Capacity		Length mm	Weight g
			mm <sup>2</sup>	AWG		
with front and side feed						
610 087 3	burnished		0,08 – 10,0	28 – 7	190	475



Front feed - useful with short wire ends



Side feed possible up to max. 2.5 mm



Front feed possible up to max. 10.0 mm

## Ferrule crimping tool PEW 8.88



PEW 8.88

Art. No.	Finish	Profile	Capacity		Length mm	Weight g
			mm <sup>2</sup>	AWG		
with front feed						
610 088 3	burnished		0,08 – 16,0	28 – 5	190	475

## Crimping

Everything in one place for on-site work.



Plastic box with transparent lid  
Contents: PEW 8.185 ferrule crimping tool, automatic stripper MultiStrip® 10,  
insulated end sleeves 0.5 - 10.0 mm<sup>2</sup>

Art. No. 610 904

Alternative tool:  
Ferrule crimping tool PEW 8.88





## Sets of insulated end sleeves (ferrules) with crimping tools

All sets contain the following ferrules:

0.5 / 0.75 mm<sup>2</sup> - 150 pieces

1.0 / 1.5 / 2.5 / 4.0 mm<sup>2</sup> - 100 pieces

6.0 / 10.0 mm<sup>2</sup> - 50 pieces


Set	Art. No	Contents
Set 1		
	610 901	Autom. self-adjusting insul. stripper Art. No. 707 020 Crimping tool Art. No. 610 185 3
Set 2		
	610 902	Autom. self-adjusting insul. stripper Art. No. 707 020 Crimping tool Art. No. 610 1863
Set 3		
	610 903	Autom. self-adjusting insul. stripper Art. No. 707 020 Crimping tool Art. No. 610 088 3
Set 4		
	610 904	Autom. self-adjusting insul. stripper Art. No. 707 020 Crimping tool Art. No. 619 090 3

## Ferrule crimping tool PE 7.1

- Entry-level model for crimping
- 0.25–2.5 mm<sup>2</sup> ferrules
- Forged body
- Milled trapezoidal profile



Art. No. 610 001 0

Art. No.	Finish	Profile	Capacity		Length mm	Weight g
			mm <sup>2</sup>	AWG		
PEW 7.1						
610 001 0	polished		0,25–2,5	28–5	150	140

## Crimping

Highly efficient crimping  
for multiple system.



Locator,  
force lock with emergency unlock



Replaceable crimp insert



Fine adjustment



Emergency unlocking

## Crimp System Tool PEW 12

- Special tool for crimping virtually all crimped connections with conductor cross-sections from 0.08–95 mm<sup>2</sup>.
- Ensures exact, solder-free electrical connections
- Parallel jaw closing
- Excellent leverage transfer
- Good handling through ergonomic centre of gravity
- One- or two-handed operation
- Many different combination possibilities



PEW 12 burnished finish



PEW 12 chrome finish

Art. No.	Finish	Length	Weight
		mm	g
PEW 12			
624 000 3	Tool with burnished finish,, 2C grips, without die set	200	560
624 000 6	Tool with chrome finish, 2C grips, without die set	200	560
624 40098 3	Tabletop mount for PEW 12	190	360



See the following pages for die sets, locators and wire stops.




Supplied in plastic case (265 x 220 x 50 mm)  
 Art. No. 624 101 3 - tool burnished finish  
 Art. No. 624 101 6 - tool chrome finish

Basic equipment:  
 - Crimping tool without crimp insert or locator  
 - Assembly accessories  
 Up to 7 crimp inserts and 4 locators can be added to the set at user request.




Tabletop mount for the PEW 12

Crimp System Tool PEW 12  
for insulated terminals  
per DIN 46237



Art. No. 624 060 3



Art. No. 624 691 3 1






















Art. No.	Range of applications				Connectors	Capacity mm <sup>2</sup>	Die set	Locator	Profile
	Tool burnished	Tool chrome plated	Die set	Locator					
624 060 3	•		•			0,5–1,0 1,5–2,5 4,0–6,0			
624 060 6		•	•						
624 060 3 0			•						
624 060-3 3	•		•			0,5–1,0 1,5–2,5 4,0–6,0			
624 060-3 6		•	•						
624 060-3 3 0			•						
624 063 3	•		•			10 16			
624 063 6		•	•						
624 063 3 0			•						
624 691 3	•		•		conical ISO-Crimp 	0,5–1,0 1,5–2,5 4,0–6,0			
624 691 6		•	•						
624 691 3 1	•		•	•					
624 691 6 1		•	•	•					
624 691 3 0			•						
624 691 0 01				•					

Crimp System Tool PEW 12  
for non-insulated terminals  
per DIN 46234 / 46235 /  
46267




Art. No. 624 031 3



Art. No.	Range of applications				Connectors	Capacity mm <sup>2</sup>	Die set	Locator	Profile
	Tool burnished	Tool chrome plated	Die set	Locator					
624 020 3	•		•			0,25–0,75 1,0–1,5 2,5			
624 020 6		•	•						
624 020 3 0			•						
624 030 3	•		•			4 6 10			
624 030 6		•	•						
624 030 3 0			•						
624 031 3	•		•			1,5 2,5 4,0 6,0* 10,0*			
624 031 6		•	•						
624 031 3 0			•						
624 032 3	•		•			0,5–1,0 1,5–2,5 4,0–6,0 10			
624 032 6		•	•						
624 032 3 0			•						
624 033 3	•		•			16 25			
624 033 6		•	•						
624 033 3 0			•						
624 1071 3	•		•			0,5–1,5 1,5–2,5 4,0–6,0 6,0–10,0			
624 1071 6		•	•						
624 1071 3 0			•						















Crimp System Tool PEW 12  
for tab connectors per  
DIN 46 247, 46 345, 46 346



Art. No. 624 745 3



Art. No. 624 050 3 1















Art. No.	Range of applications				Connectors	Capacity mm <sup>2</sup>	Die set	Locator	Profile
	Tool burnished	Tool chrome plated	Die set	Locator					
624 045 3	•		•		 Tab width 2,8 + 4,8	0,1–0,25 0,5–1,0 0,5–1,0 1,5–2,5	 		
624 045 6		•	•						
624 045 3 1	•		•	•					
624 045 6 1		•	•	•					
624 045 3 0			•						
624 045 0 01				•					
624 050 3	•		•		 Tab width 4,8 + 6,3	0,5–1,0 1,5–2,5 4–6	 		
624 050 6		•	•						
624 050 3 1	•		•	•					
624 050 6 1		•	•	•					
624 050 3 0			•						
624 050 0 01				•					
624 742 3	•		•		 	0,5–1,0 0,5–1,0 1,25–2,5	 		
624 742 6		•	•						
624 742 3 0			•						
624 745 3	•		•		 	1,25–2,5 3–4 4–6	 		
624 745 6		•	•						
624 745 3 0			•						

## Crimp System Tool PEW 12 for rolled and stamped contacts



Art. No. 624 667 3 1





















Art. No.	Range of applications				Connectors	Capacity mm <sup>2</sup>	Die set	Locator	Profile
	Tool burnished	Tool chrome plated	Die set	Locator					
624 053 3	•		•			0,14–0,25 0,3–0,5 0,75–1,5			
624 053 6		•	•						
624 053 3 0			•						
624 674 3	•		•			0,5–1,0 0,5–1,0 1,5–2,5 1,5–2,5			
624 674 6		•	•						
624 674 3 0			•						
624 667 3	•		•			0,03–0,09 0,2–0,56 0,08–0,2			
624 667 3 1	•		•	•					
624 667 3 0			•						
624 667 0 01				•					
624 570 3	•		•			2,5 4 6			
624 570 3 1	•		•	•					
624 570 3 0			•						
624 570 0 01				•					

Further applications for the PEW 12  
for solar work can be found under "Solar" starting on page 82.  
Please also see [www.rennsteig.com](http://www.rennsteig.com).

## Crimp System Tool PEW 12 for turned contacts



- Assembly and disassembly tools for these plugs can be found on page 68.
- Turned contacts can also be worked with our 4/8 indent crimp tools (starting on page 50).

Art. No.	Range of applications				Connectors	Capacity mm <sup>2</sup>	Plug-in-Ø mm	Die set	Locator	Profile
	Tool burnished	Tool chrome plated	Die set	Locator						
624 071 3	•		•			0,14–1,0 1,5 2,5 4	1,6 2,4 2,5	 <small>patentiert patented</small>		
624 071 6		•	•							
624 071 3 1	•		•	•						
624 071 6 1		•	•	•						
624 071 3 0			•							
624 071 0 01				•						
624 072 3	•		•			1,5 2,5 4 6	4,0	 <small>patentiert patented</small>		
624 072 6		•	•							
624 072 3 1	•		•	•						
624 072 6 1		•	•	•						
624 072 3 0			•							
624 072 0 01				•						
624 073 3	•		•			4 6 10	3,6	 <small>patentiert patented</small>		
624 073 6		•	•							
624 073 3 1	•		•	•						
624 073 6 1		•	•	•						
624 073 3 0			•							
624 073 0 01				•						
624 074 3 1	•		•	•		10 16	5,0			
624 074 6 1		•	•	•						
624 074 3 01			•	•						
624 075 3 1	•		•	•		6 25	5,0			
624 075 6 1		•	•	•						
624 075 3 01			•	•						

Further applications for the PEW 12 for solar work can be found under "Solar" starting on page 70. Please also see [www.rennsteig.com](http://www.rennsteig.com).



## Crimp System Tool PEW 12 for coaxial and optical fibre connectors




























Inner conductor crimp



Umbrella crimp

Art. No. 624 100 3




Art. No.	Range of applications				Connectors	Crimp size sw mm 	Die set	Sleeves dia. mm	Profile
	Tool burnished	Tool chrome plated	Die set	Cable designation					
624 100 3	•		•	RG 58/59 RG 62/71		5,4 6,48 1,72		6,4 7,6 2,1	
624 100 6		•	•						
624 100 3 0			•						
624 114 3	•		•	RG 213 RG 11		10,9 2,54		12,0 3,0	
624 114 6		•	•						
624 114 3 0			•						
624 119 3	•		•	1,0/6,6		1,75 9,73		2,1 10,7	
624 119 6		•	•						
624 119 3 0			•						
624 120 3	•		•	LWL fibre optics		3,0 4,95 6,5		3,5 6,0 7,5	
624 120 6		•	•						
624 120 3 0			•						
624 155 3	•		•	LWL fibre optics		4,20 3,65 5,0		5,4 4,3 6,0	
624 155 6		•	•						
624 155 3 0			•						
624 158 3	•		•	Belden		7,0 8,4 8,1		7,7 9,5 9,5	
624 158 6		•	•						
624 158 3 0			•						
624 159 3	•		•	RG 58 RG 174 RG 316 RG 188		3,25 4,52 5,4 1,72 1,07 0,72		3,9 5,4 6,4 2,1 1,3 0,95	
624 159 6		•	•						
624 159 3 0			•						
624 190 3	•		•						
624 190 6		•	•	LWL fibre optics		3,25 3,65 4,52		3,6 4,0 5,4	
624 190 3 0			•						


There over 1000 crimp dies for the PEW 12 crimp tool, for a huge range of applications. For more information on solar technology in particular, see page 82.

Please also check at [www.rennsteig.com](http://www.rennsteig.com).  
For special applications, please contact us – we'll be glad to provide a solution.


## Crimp System Tool PEW 12 for ferrules

















Opening width 12 mm



Opening width 16 mm



### Opening width 12 mm

Art. No.	Range of applications				Connectors	Capacity mm <sup>2</sup>	Die set	Locator	Profile
	Tool burnished	Tool chrome plated	Die set	Locator					
624 090 3	•		•			0,25-0,75 1,0-1,5 2,5 4 6			
624 090 6		•	•						
624 090 3 0			•						
624 090-1 3	•		•			0,5 - 1 1,5 2,5			
624 090-1 6		•	•						
624 090-1 3 0			•						
624 091 3	•		•			10 16 25			
624 091 6		•	•						
624 091 3 0			•						
624 092 3	•		•			35 50			
624 092 6		•	•						
624 092 3 0			•						
624 097 3	•		•			2x6 2x10 2x16			
624 097 6		•	•						
624 097 3 0			•						

Opening width 16 mm

Art. No.	Range of applications				Connectors	Capacity mm <sup>2</sup>	Die set	Locator	Profile
	Tool burnished	Tool chrome plated	Die set	Locator					
625 00093 3	•		•			70			
625 00093 3 0			•						
625 00094 3	•		•			95			
625 00094 3 0			•						

Crimp System Tool PEW 12  
for data plugs



Art. No. 624 080 3




Art. No.	Range of applications				Connectors	Capacity	Die set	Plug type	Profile
	Tool burnished	Tool chrome plated	Die set	Locator					
624 080 3	•		•			4-,6-,8- pin		RJ 9, 10, 11, 12, 45 "Western" jacks	
624 080 6		•	•						
624 080 3 0			•						
624 081 3	•		•			4-,6-,8- pin		Molex jacks	
624 081 6		•	•						
624 081 3 0			•						
624 086 3	•		•			4-,6-,8- pin		Stewart plugs	
624 086 3 0			•						

## Special PEW 12 model for shielded modular plug connectors

- For plugs by well-known companies such as AMP, Hirose, Telegärtner, Yamaichi, Drahtex, Molex etc.
- Die set is adjusted for the respective plug
- Performs insulation crimps, shielding crimps, tension-reliever crimps and contact crimps with one tool
- Supplied in convenient plastic case




Art. No. 625 30851 31

Art. No.	Range of applications				Plug type	Profile
	Tool burnished	Tool chrome plated	Die set	Locator		
625 30850 31*	•		•	•	TM 11- Hirose	
625 30851 31	•		•	•	MP 8 - Telegärtner	
625 30852 31	•		•	•	OCS - Telegärtner	
625 30853 31	•		•	•	EMT - Tyco	
625 30854 31	•		•	•	Molex	
625 30855 31	•		•	•	Y-con - Yamaichi	

\* TM 21 supplementary set available as Art. No. 625 30850 0 0 2





















## PEW 6 – Small and exact

- Ideal for smaller connections  
0.03–2.5 mm<sup>2</sup> / AWG 32-14
- Parallel jaw closure
- Die set is adjusted for the respective plug
- Compact form factor



Art. No. 616 667 3 1

Swivel locator for simple positioning

Art. No.	Range of applications			Connectors	Capacity mm <sup>2</sup>	Die set	Locator	Profile
	Toolshed	Die set	Locator					
616 001 3	•	•		HD 22	0,14–0,2 0,25–0,32			
616 001 3 1	•	•	•					
616 002 3	•	•		Modu IV	0,03–0,09 0,12–0,14 0,2–0,56			
616 002 3 1	•	•	•					
616 003 3	•	•		Micro Timer	0,2–0,5 0,35–0,75 0,5–1,0			
616 003 3 1	•	•	•					
616 011 3	•	•		open ferrules	0,5–1,0 1,5 2,5			
616 026 3	•	•		Mini-Fit	AWG 16 AWG 18 AWG 20-24			
616 026 3 1	•	•	•					
616 667 3	•	•		D-Sub, HD20, HDE	0,03–0,09 0,08–0,2 0,2–0,56			
616 667 3 1	•	•	•					
616 682 3	•	•		MQS	0,25 0,35 0,5			
616 682 3 1	•	•	•					

Smart crimping of  
turned contacts.



Art. No. 8753 0000 6




Multifunctional digital display, with settings shown in mm, inches or MIL selector positions

Crimp range 0.03–10.0 mm<sup>2</sup> in 7 models

Precise setting by adjusting knob

## 4/8 Indent crimping tool DigiCrimp®

- For crimping turned male and female contacts
- Indents adjustable in 0.01 mm increments, with digital reading
- Calibration by means of supplied go - no go gauge
- Recalibration possible by user
- Electronic wear monitoring (patented) with warning function
- Reliable crimping with force lock and synchronous crimp indenter movement
- Multiple setting functions
- Available in two sizes (175 or 230 mm long)



Art. No. 8723 0000 6



Art. No. 8753 0000 6



All special crimp tools available in a convenient plastic carrying case with gauge and setting reference sheet.

Art. No.	Finish	Profile	Capacity		Max. contact dia. mm	Weight g
			mm <sup>2</sup>	AWG		
8723 0000 61	Tool with standard indents in plastic case (without locator)		0,08–2,5	28–13	5	820
8733 0000 61			0,03–0,5	32–20	5	820
8753 0000 61			0,14–6,0	26–10	7,5	1190
8763 0000 61			1,50–10,0	15–7	8	1190
8723 0101 61	Tool with standard indents and standard locator in plastic case					850
8733 0101 61						850
8753 0401 61						1220
8763 0401 61						1220
8720 0101 0	Standard locator for DigiCrimp 8723 0000 61 and 8733 0000 61 (for Coninvers and similar contacts)*					30
8750 0401 0	Standard locator for DigiCrimp 8753 0000 61 and 8763 0000 61 (for Harting, HTS, Ilme and similar contacts)*					75
8750 1701 0	Universal locator for DigiCrimp 8753 0000 61 and 8763 0000 61					170
8720 1801 0	Universal locator for DigiCrimp 8723 0000 61 and 8733 0000 61					170

\* Locators for other plug systems on request

Art. No.	Finish	Profile	Capacity		Max. contact dia. mm	Weight g	Corr.
			mm <sup>2</sup>	AWG			
8726 0000 61	Tool with MIL-indents in plastic case (without locator)		0,08–2,5	28–13		820	M22520/7-01
8736 0000 61			0,03–0,5	32–20		820	M22520/2-01
8756 0000 61			0,14–6,0	26–10		1190	M22520/1-01

MIL positioners can be easily installed


For information on locators and positioners see pages 56-57

or [www.rennsteig.com](http://www.rennsteig.com)

Reliable crimping  
of turned contacts.



Art. No. 8750 0000 6



Crimp range 0.03–10.0 mm<sup>2</sup> in 4 models



Fine adjustment knob



Reading area, force lock



## 4/8 Indent crimping tool MicroCrimp

- Crimping of turned male and female contacts
- Crimp dimensions adjustable in 0.01 mm increments
- Calibration by means of enclosed go - no go gauge
- Forced locking system and synchronous drive of indenters for highly reliable crimp connections
- Available in 2 sizes (175 or 230 mm long)




Art. No. 8720 0000 6



Art. No. 8750 0000 6



Art. No.	Finish	Profile	Capacity		Max. contact dia. mm	Weight g
			mm <sup>2</sup>	AWG		
8720 0000 6	Tool chrome plated		0,08–2,5	28–13	5	390
8730 0000 6			0,03–0,5	32–20	5	390
8750 0000 6			0,14–6,0	26–10	7,5	680
8760 0000 6			1,50–10,0	15–7	8	680
8720 0000 61	Tool with standard indents in plastic case (without locator)					820
8730 0000 61						820
8750 0000 61						1110
8760 0000 61						1110
8720 0101 61	Tool with standard indents and standard locator in plastic case					850
8730 0101 61						850
8750 0401 61						1185
8760 0401 61						1185
8720 0101 0	Standard locator for MicroCrimp 8720 0000 61 and 8730 0000 61 (for Coninvers and similar contacts)*				30	
8750 0401 0	Standard locator for MicroCrimp 8750 0000 61 and 8760 0000 61 (for Harting, HTS, Ilme and similar contacts)*				75	
8750 1701 0	Universal locator for MicroCrimp 8750 0000 61 and 8760 0000 61				170	
8720 1801 0	Universal locator for MicroCrimp 8720 0000 61 and 8730 0000 61				170	

\* Locators for other plug systems on request

All special crimp tools available in a convenient plastic carrying case with gauge and setting reference sheet.  
(265 x 220 x 50 mm case for 175 mm tool)  
(270 x 230 x 85 mm case for 230 mm tool)


For information on locators and positioners  
see pages 56-57

or [www.rennsteig.com](http://www.rennsteig.com)


Reliable crimping  
of MIL contacts.




Art. No. 8738 0000 6



Crimp indents to MIL-22520



Crimp indent adjustment by 8-position MIL-type selector



Adapter ring for positioners to MIL 22520/7-01 and MIL 22520/2-01

## 4/8 Indent crimping tool SelectorCrimp

- Special tool for crimping of turned male and female contacts
- Takes MIL and other locators
- Calibration by means of enclosed go – no go gauge acc. to MIL standard
- Forced locking system and synchronous drive of indenters for highly reliable crimp connections
- Available in 2 sizes (175 or 230 mm long)



Art. No. 8728 0000 6



Art. No. 8738 0000 6



Art. No. 8758 0000 6



Art. No. 8752 0000 6

Art. No.	Finish	Profile	Capacity		Max. contact dia. mm	Weight g	Corr.
			mm <sup>2</sup>	AWG			
8728 0000 6	Tool without locator		0,08 – 1,3	28 – 16	4,0	300	M22520/7-01
8738 0000 6			0,03 – 0,56	32 – 20	3,6	300	M22520/2-01
8758 0000 6			0,14 – 3,3	26 – 12	5,5	560	M22520/1-01
8752 0000 6						with 2-comp. handles	

To order the right locator for your application please contact us.



Adapter ring for positioner to MIL 22520/1-01 and Rennsteig locators with up to double the capacity

For information on locators and positioners see pages 56-57

or [www.rennsteig.com](http://www.rennsteig.com)

## Optional locators for 4/8 indent crimping tools

### 12-piece locator:

- Connector-specific
- Tough construction for heavy use
- Secure, reproducible crimps
- Form 01  
contact length 15–30 mm  
max. diameter 4.5 mm
- Form 04  
contact length 16–35 mm  
max. diameter 7.5 mm



Form 01

E.g.  
Art. No. 8720 0101 0



Form 04

E.g.  
Art. No. 8750 0401 0

### Pin locator

- For smaller, shorter contacts
- Secure, reproducible crimps
- Patented detent mechanism
- Form 07  
contact length 10–35 mm /  
max. diameter 4 mm / 4-piece
- Form 08  
contact length 11–40 mm /  
max. diameter 6.5 mm / 6-piece



Form 07



Form 08

### Universal locator

- For small series and samples
- Adjustable diameter and depth
- Ensures centering of contacts
- Form 18  
contact length 15–42 mm /  
diameter 0.8–4 mm
- Form 17  
contact length 18–46 mm /  
diameter 1–8 mm



Form 18

E.g.  
Art. No. 8720 1801 0



Form 17

E.g.  
Art. No. 8750 1701 0

### Sprung pin locator

- Sprung pins for exact positioning
- For crimp tools with adapter ring  
for positioners to MIL 22520
- For smaller, shorter contacts
- Secure, reproducible crimps
- Form 14  
contact length 10–35 mm /  
max. diameter 4 mm / 4-piece
- Form 15  
contact length 10–35 mm /  
max. diameter 3.6 mm / 4-piece
- Form 11  
contact length 11–40 mm /



Form 14/15



Form 11

max. diameter 6.5 mm / 6-piece

Single positioners

- Spring loaded pins for precise positioning
- For crimp tools with adapter ring for positioners to MIL 22520-
- Identical in design with known M22520 positioners
- Primarily developed for M39029 contacts and similar ones



Form 09

Form 12

Art. No.	Type	Locator form											
		01	04	07	08	09	11	12	14	15	17	18	
4/8 Indent crimping tools													
8720 0000 6	MicroCrimp	.		.									.
8730 0000 6		.		.									.
8750 0000 6			.		.								.
8760 0000 6			.		.								.
8723 0000 6	DigiCrimp Standard	.		.									.
8733 0000 6		.		.									.
8753 0000 6			.		.								.
8763 0000 6			.		.								.
8726 0000 6	DigiCrimp MIL					.			.				
8736 0000 6								.		.			
8756 0000 6							.						
8728 0000 6	SelectorCrimp					.			.				
8738 0000 6								.		.			
8758 0000 6							.						
Akku-hydraulisches Crimpgerät HC 20 Battery hydraulic crimp tool HC 20													
6753 0000 6	DigiCrimp head, Standard		.		.								.
6756 0000 6	DigiCrimp head, MIL						.						
Pneumatic Crimping machine CM 25-3													
636 0723 3 01	DigiCrimp unit, Standard	.		.									.
636 0733 3 01	DigiCrimp unit, Standard	.		.									.
636 0753 3 01	DigiCrimp unit, Standard		.		.								.
636 0763 3 01	DigiCrimp unit, Standard		.		.								.

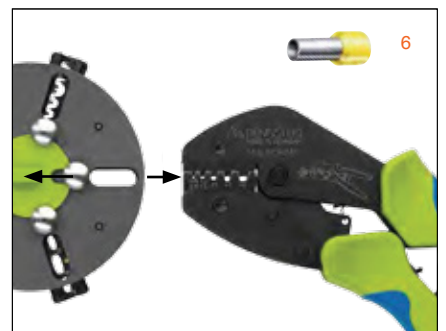


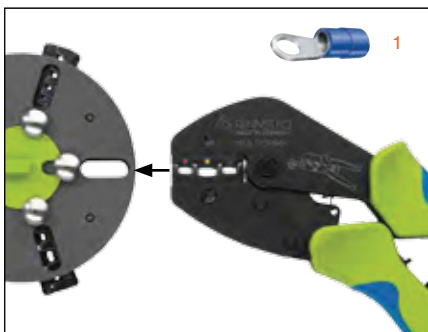
For information on locators and positioners see [www.rennsteig.com](http://www.rennsteig.com)

For special applications, please contact us, we'll be glad to provide a solution.

Switch Quickly and easily  
between five application areas.



Art. No. 629 003 3



1-6: Fast, tool-free die change - one click and you're done


## MultiCrimp<sup>®</sup> – from crimp to crimp in 5 seconds

- One tool for 5 common application areas
- Patented storage and change system with handy belt clip
- Unlockable force lock for reliable, solder-free electrical crimp connections

Art. No.	Range of applications	Dies	Connectors	Capacity mm <sup>2</sup>	Profile	Length mm	Weight g
629 005 3	Tool with magazine, 5 dies included					315	850
629 004 3	Tool with magazine, 3 dies included (629 050 3 0 1, 629 060 3 0 1, 629 090 3 0 1)					315	750
629 050 3 0 1	Dies* for non-insulated plug connectors		Tab width 4,8 + 6,3 	0,5–1,0 1,5–2,5 4,0–6,0		60	80
629 060 3 0 1	Dies* for insulated terminals			0,5–1,0 1,5–2,5 4,0–6,0		60	80
629 090 3 0 1	Dies* for ferrules			0,25–0,75 1,0–1,5 2,5 4 6		60	80
629 091 3 0 1	Dies* for ferrules			10 16 25		60	80
629 1071 3 0 1	Dies* for non-insulated terminals and splice connectors			0,5–1,5 1,5–2,5 4,0–6,0 6,0–10,0		60	80
629 000 3	Tool without dies					235	520
629 001 0	Magazine (for 5 dies) empty					Ø 100	80

## PEW 8 – The handy service crimper

- Handy, compact crimp tool with 20° angled head
- Small form factor, low weight
- Adjustable crimping pressure
- Locators available for special applications
- Especially suitable for small crimp cross-sections



Art. No. 618 040 3 1



Art. No. 618 080 3

Art. No.	Finish	Range of applications	Profile	Connectors	Capacity		Length mm	Weight g
					mm <sup>2</sup>	AWG		
618 020 3	Tool with die	Non-insulated terminals			0,25–0,75 / 1,0–1,5 2,5	23–13	195	360
618 040 3	Tool with die	Non-insulated plug connectors			0,25–0,5 0,75–1,0 1,5	27–15	195	360
618 040 3 1	Tool with die and locator							390
618 062 3	Tool with die	Insulated terminals			0,5–1,0 1,5–2,5	20–13	195	360
618 063 3	Tool with die	Insulated terminals			0,1–0,25 / 0,25–0,5 0,5–1,0	26–17	195	360
618 080 3	Tool with die	Insulated and non-insulated end sleeves			0,25–0,75 / 1,0–1,5 2,5 / 4,0 6,0	23–10	195	360
618 081 3	Tool with die	With front cable feed			0,25–0,5 0,75–1,5 2,5	23–13	195	360
618 100 3	Tool with die	Coax-connectors			sw 5,4 sw 6,48 sw 1,72	RG 58 RG 59 RG 62 RG 71	195	360
618 667 3	Tool with die	D-Sub-connectors			0,03–0,09 0,20–0,56 0,08–0,2	32–20	195	360
618 667 3 1	Tool with die and locator							390



## PEW 9 – Light and compact

- Specially designed for professional installers
- High crimping force though efficient force transfer
- Ensures quality solder-free electrical connections
- With force lock for dependable crimps (unlockable)
- Compact and light



Small grip spread also for users with smaller hands



Art. No. 619 060 3

Art. No.	Range of applications	Profile	Connectors	Capacity		Length mm	Weight g
				mm <sup>2</sup>	AWG		
619 020 3	Non-insulated terminals			0,25–0,75 1,0–1,5 2,5	23–13	215	490
619 031 3	Non-insulated splice connectors			1,5 / 2,5 4,0 / 6,0* 10,0*	15–7	215	490
619 032 3	Non-insulated terminals			0,5–1,0 / 1,5–2,5 4,0–6,0 10	20–7	215	490
619 045 3	Non-insulated plug connectors			0,1–0,25 / 0,5–1,0 0,5–1,0 1,5–2,5	27–13	215	490
619 050 3	Non-insulated plug connectors			0,5–1,0 1,5–2,5 4–6	20–10	215	490
619 060 3	Insulated terminals			0,5–1,0 1,5–2,5 4,0–6,0	20–10	215	490
619 060-3 3	Headshrink splices			0,5–1,0 1,5–4,5 4,0–6,0	20–10	215	490
619 090 3	Ferrules			0,25–0,75 / 1,0–1,5 2,5 / 4 6	23–10	215	490
619 091 3	Ferrules			10 16 25	7–3	215	490
619 100 3	Coax connectors			sw 5,4 sw 6,48 sw 1,72	RG 58 / 59, RG 62 / 71	215	490
619 1071 3	Non-insulated terminals and splice connectors			0,5–1,5 1,5–2,5 4,0–6,0 / 6,0–10,0	20–7	215	490

## PEW 16 – The service crimper

- Designed for key service applications
- Especially suitable for frequent crimping of large connectors
- Reduced hand effort through efficient leverage
- One- or two-hand use
- Adjustable crimping pressure



Locate the contact with low force



Powerful crimping (one- or two-handed)



Art. No.	Range of applications	Profile	Connectors	Capacity		Length mm	Weight g
				mm <sup>2</sup>	AWG		
626 031 3	non-insulated splice connectors			1,5 / 2,5 4,0 / 6,0* 10,0*	15–7	250	550
626 032 3	non-insulated connectors			0,5–1,0 / 1,5–2,5 4,0–6,0 10	20–7	250	550
626 045 3	non-insulated plug connectors			0,1–0,25 / 0,5–1,0 0,5–1,0 1,5–2,5	27–13	250	550
626 050 3	non-insulated plug connectors			0,5–1,0 1,5–2,5 4–6	20–10	250	550
626 060 3	insulated connectors			0,5–1,0 1,5–2,5 4,0–6,0	20–10	250	550
626 063 3	insulated connectors			10 16	7–5	250	550
626 090 3	end sleeves, insulated and uninsulated			0,25–0,75 / 1,0–1,5 2,5 / 4 6	23–10	250	550
626 091 3	end sleeves, insulated and uninsulated			10 16 25	7–3	250	550
626 092 3	end sleeves, insulated and uninsulated			35 50	2+ 1/0	250	550
626 100 3	Coax connectors			sw 5,4 sw 6,48 sw 1,72	RG 58, 59, 62, 71	250	550
626 1071 3	Non-insulated terminals and splice connectors			0,5–1,5 1,5–2,5 4,0–6,0 / 6,0–10,0	20–7	250	550

## PEW 15 – Hand crimping tool

- Crimp tool for customer-specific connections
- Specially designed for thick-walled connectors (including with sealing)
- Large cross-section range
- Different die and locator combinations on request
- Length 340 mm, weight 1200 g



Art. No. 695 000 2

For special applications of this crimping tool, contact us or find out more at [www.rennsteig.com](http://www.rennsteig.com).



Fine adjustment

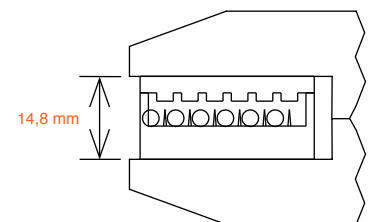
## Parallel Crimping Tool

- For all assembly tasks that require parallel closing, such as crimping ISDN plugs and flat band connectors, and closing housings
- Customer- and plug-specific system dimensions (0–50 mm) and locators
- Length 200 mm, weight 280 g



Art. No. 693 200 3

Parallel crimping tool for ISDN plugs, system size 14.8 mm



parallel jaw movement  
system size 14.8 mm

## Mechanical hand crimping tools MPZ 30 and MPZ 55

- Precision mechanism for high crimping force with low hand force
- Hinged head makes it easy to crimp awkwardly shaped connectors, and facilitates die set changes

Art. No.	Capacity		Length of tool mm	Weight case g
	mm <sup>2</sup> Cu	mm <sup>2</sup> Al		
MPZ 30				
634 030 5	up to 50	up to 50	280	2280
MPZ 55				
633 055 5	up to 120	up to 95	430	4320



MPZ 30



Ruggedly designed hand tool for crimping cable lugs and connectors with cables up to 50 mm<sup>2</sup> in a metal case



MPZ 55



Ruggedly designed two-hand tool for crimping cable lugs and connectors with cables up to 120 mm<sup>2</sup> in a metal case











Dies for MPZ 30



Dies for MPZ 55



Profile	Application	Art. No.	Designation	Capacity mm <sup>2</sup>	Crimp width mm	Part
<b>Crimping dies MPZ 30</b>						
	Hexagon crimping dies for tube terminals and cable lugs · aluminium acc. to standard (DIN 46 329) · copper acc. to standard (DIN 46 235)	634 101 3	10 AL	16	7	pair
		634 102 3	12 AL	25	7	pair
		634 103 3	14 AL	35	7	pair
		634 104 3	16 AL	50	7	pair
		634 201 3	5	Cu 6	5	pair
		634 202 3	6	Cu 10	5	pair
		634 203 3	8	Cu 16	5	pair
		634 204 3	10	Cu 25	5	pair
		634 205 3	12	Cu 35	5	pair
	Crimping dies, WM-style for standard copper tube terminals	634 301 3	Cu 6	6	6	pair
		634 302 3	Cu 10	10	6	pair
		634 303 3	Cu 16	16	6	pair
		634 304 3	Cu 25	25	6	pair
		634 305 3	Cu 35	35	6	pair
		634 306 3	Cu 50	50	6	pair
	Crimping dies, oval style for insulated terminals for AWG wire ranges	634 401 3	yellow	AWG 10		pair
		634 402 3	red	AWG 8		pair
		634 403 3	blue	AWG 6		pair
	Crimping dies, oval style for insulated terminals acc. to standard (DIN 46 237)	634 501 3	DIN 10	10	7	pair
		634 502 3	DIN 20	16	7	pair
		634 503 3	DIN 25	25	9	pair
	Indent crimping dies for terminals and connectors acc. to standard (DIN: 46 234, 46 341, VG: 88 710, 88 708) Crimping die set always consists of lower and upper die	634 601 3	DIN 6	6	7	lower die
		634 602 3	DIN 10	10	7	lower die
		634 603 3	DIN 16	16	9	lower die
		634 604 3	DIN 25	25	9	lower die
		634 605 3	DIN 35	35	9	lower die
		634 606 3	DIN 6-35	6-35	7	upper die
<b>Crimping dies MPZ 55</b>						
	Hexagon crimping dies for tube terminals and cable lugs · aluminium acc. to standard (DIN 46 329) · copper acc. to standard (DIN 46 235)	633 101 3	10/14 AL	AL 16/35	7	pair
		633 102 3	12/16 AL	AL 25/50	7	pair
		633 103 3	8 AL	AL 70	7	pair
		633 104 3	20 AL	AL 95	7	pair
		633 201 3	6/16	Cu 10/70	5,5	pair
		633 202 3	8/12	Cu 16/35	5,5	pair
		633 203 3	10/14	Cu 25/50	5,5	pair
		633 204 3	18	Cu 95	5,5	pair
	Hexagon crimping dies for copper tube terminals and cable lugs	633 301 3	6/16	10/70	7	pair
		633 302 3	8/12	16/35	7	pair
		633 303 3	10/14	50/25	7	pair
		633 304 3	18	95	5,5	pair
		633 305 3	20	120	5,5	pair
	Indent crimping dies for uninsulated crimp terminals All crimping die sets consist of lower and upper die	633 401 3	10,16,25,35	10/16/25/35	7	lower die
		633 402 3	16,25,35,50	16/25/35/50	7	lower die
		633 403 3	6,50	6/50	9	lower die
		633 404 3	10,70	10/70	9	lower die
		633 405 3	70	70	9	lower die
		633 406 3	6-70	6-70	7	upper die

For more applications please contact us. We'll be glad to help.

## Hydraulic crimping tool HPZ 50.1


- Hydraulic two-hand crimping tool in plastic case, for crimping copper and aluminium conductors with cross-sections 10–185 mm<sup>2</sup>
- 180° rotating crimping head hinges for changing connector and die



Art. No.	Capacity	Capacity	Crimp force kN	Length of tool mm	Weight of case g
	mm <sup>2</sup> Cu	mm <sup>2</sup> Al			
630 501 3	10-185	10-150	50	370	3100



Profile	Application	Art. No.	Crimping dies	Capacity mm <sup>2</sup> Cu	Capacity mm <sup>2</sup> Al
	Hexagon crimping dies for copper terminals/connectors (DIN 46 235) and aluminium terminals/connectors (DIN 46 329)	630 201 5	K 6/K 16-7	10+70	50
		630 202 5	K 8/K 12-7	16+35	10+25
		630 203 5	K 10/K 14-7	25+50	16+35
		630 204 5	K 18-5	95	
		630 206 5	K 20-5	120	
		630 207 5	K 22-5	150	
					

Profile	Application	Art. No.	Crimping dies	Capacity mm <sup>2</sup> sm*	Capacity mm <sup>2</sup> se**
	Rounding dies for rounding copper and aluminium sector conductors	630 103 5	R 18	95	120
		630 104 5	R 20	120	150
		630 107 5	R 10	25	35
		630 108 5	R 14	50	70
		630 109 5	R 12	35	50
		630 110 5	R 16	70	95

\*sm sector cable with multi-strand conductors

\*\*se sector cable with single-strand conductors

For more applications please contact us. We'll be glad to help.


## Hydraulic crimping tool HPZ 80.1

- Hydraulic two-hand crimping tool in metal case, for crimping copper and aluminium conductors with cross-sections 10–400 mm<sup>2</sup>
- 180° rotating crimping head hinges for changing connector and die



Art. No.	Capacity	Capacity	Crimp force kN	Length of tool mm	Weight of case g
	mm <sup>2</sup> Cu	mm <sup>2</sup> Al			
632 801 5	10-300	10-400	80	600	9400



Profile	Application	Art. No.	Crimping dies	Capacity mm <sup>2</sup> Cu	Capacity mm <sup>2</sup> Al
	Hexagonal crimping dies for copper terminals/connectors (DIN 46 235) and aluminium terminals/connectors (DIN 46 329)	632 124 5	K 6/80	10	
		632 125 5	K 8/80	16	
		632 126 5	K 10/80	25	16
		632 127 5	K 12/80	35	25
		632 128 5	K 14/80	50	35
		632 129 5	K 16/80	70	50
		632 130 5	K 18/80	95	70
		632 131 5	K 20/80	120	
		632 132 5	K 22/80	150	95+120
		632 133 5	K 25/80	185	150
		632 134 5	K 28/80	240	185

Profile	Application	Art. No.	Crimping dies	Capacity mm <sup>2</sup> sm*	Capacity mm <sup>2</sup> se**
	Rounding dies for rounding copper and aluminium sector conductors	632 204 5	R 10/80	10	
		632 205 5	R 16/80	16	
		632 206 5	R 25/80	25	35
		632 207 5	R 35/80	35	50

\*sm sector cable with multi-strand conductors

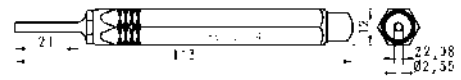
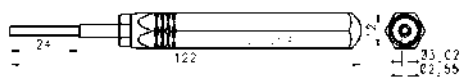
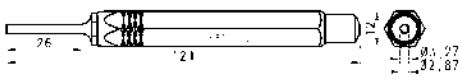
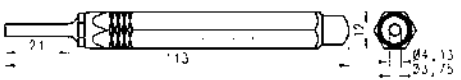
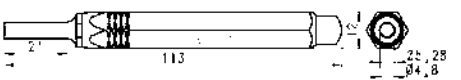
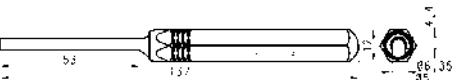
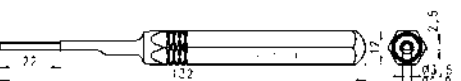

\*\*se sector cable with single-strand conductors

For more applications please contact us. We'll be glad to help.

## Insertion and removal tools for turned plug contacts

- Assembly tool for inserting and removing turned contacts in multi-pole plug housings
- Design configured for the respective crimp connection and die
- Configured for the respective plug and housing



	Art. No.	Applications	Length mm	Weight g	
	680 050 4	ILME · CDF / CDM HTS · HND 113 32 A Harting · 0915000 Contact · HD Ø 1,6 Phoenix · HC-D · Wieland · contact pin Ø 1,6	113	32	A
	680 053 4	ILME · CDDF 42, CDDM 42, CDF 15, CDM 15	122	31	A
	680 055 4	HTS · HDM contacts	121	30	A
	680 060 4	HTS · HVT Ø 2,4 Contact · MC Ø 2,5 Wieland · contact pin Ø 2,5	113	34	A
	680 071 4	HTS · HAN	113	33	A
	680 090 4	ILME · CXFA / CXMA Ø 3,6 without spring Harting · 0932000	137	34	E
	680 100 4	ILME · CDFA / CDFD / CDMA / CDMD HTS · HMD Harting 0915000 Contact · HD Ø 1,6 Phoenix · HC-D Wieland · contact pin Ø 3,6	132	33	E
	680 110 4	ILME · CCFA / CCFD / CCMA / CCMD / CQES HTS · HE Harting 0933000 Contact · H-HB Ø 2,5 Phoenix · HC-B Wieland · contact pin Ø 2,5 without spring	132	36	A/E

Insertion tool

Removal tool

The tools shown here are just a representative sample. Many other customer-specific insertion and removal tools are available. Find out more at [www.rennsteig.com](http://www.rennsteig.com).

For special applications please contact us. We can solve your problem!



## Insertion tool

- For attaching cables to strips, plugs and boards
- For UTP and STP cables with wire diameters 0.4 to 0.8 mm
- Inserts and cuts cables in one operation
- Lockable cutter
- Integrated puller hook and unlocker




Art. No. 723 300



## Digital crimp caliper

- For measuring crimp height and width from 0–150 mm/0–6"
- Special measuring surfaces prevent errors
- Reading accuracy 0.01 mm/0.0005"
- Also suitable for all standard caliper measurement tasks
- Generous digital display switchable between mm and inch



Art. No. 690 000 1

Crimp height



## Ten 47 Limited

Unit 2B Frances Industrial Park  
Kirkcaldy, Scotland, UK  
KY1 2XZ  
Tel: +44 (0)1592 655725  
Fax: +44 (0)1592 651049  
Email: [sales@ten47.com](mailto:sales@ten47.com)