

## SAIL-M12GM12W-5-1.5U

**Weidmüller Interface GmbH & Co. KG**

Klingenbergstraße 26

D-32758 Detmold

Germany

[www.weidmueller.com](http://www.weidmueller.com)



Sensor/actuator cables are used for wiring sensors and actuators and for transmitting data or power in various applications. The moulded cable offers connected and tested connection of the plug-in connector to the cable ex-works. The cables may be exposed to a wide range of conditions, such as humidity, dust, heat, cold, shock or vibration.

Our developers have focused specifically on this issue and designed a host of different M8 and M12 sensor-actuator cables so you are bound to find the solution you need for your application.

Is there something you have not managed to find or you feel needs explanation? Talk to us!

### General ordering data

Version	Sensor/actuator line, Connecting line, M12 / M12, Number of poles : 5, 1.5 m, pin, straight - socket, 90&deg;, Shielded: No, LED: No, Sheath material: PUR, Halogen: No
Order No.	<a href="#">9457270150</a>
Type	SAIL-M12GM12W-5-1.5U
GTIN (EAN)	4008 19031 155 1
Qty.	1 pc(s).

Creation date February 5, 2024 4:16:43 PM CET

Catalogue status 27.01.2024 / We reserve the right to make technical changes.

## SAIL-M12GM12W-5-1.5U

**Weidmüller Interface GmbH & Co. KG**

Klingenbergstraße 26

D-32758 Detmold

Germany

www.weidmueller.com

## Technical data

### Dimensions and weights

Net weight 79 g

### Technical specifications for cable

Acceleration	5 m/s <sup>2</sup>	Bending cycles	12 Mio
Bending cycles at torsion	> 5 Mio.	Bending radius, min., moving	10 x cable diameter
Bending radius, min., stationary	5 x cable diameter	Cable length	1.5 m
Colour coding	brown, white, blue, black, grey	Configurable cable length	Yes
Core cross-section	0.34 mm <sup>2</sup>	Core in accordance with UL AWM style	10493 (80 °C / 300 V)
Halogen	No	Hydrolysis and microbe resistant	Yes
Insulation	PP	Irradiation crosslinked	No
LABS-free	Yes	Length of torsion	1 m
Number of poles	5	Outer cladding in accordance with UL AWM style	20549 (80 °C / 300 V)
Outside diameter	5.3 mm ± 0.2 mm	Resistance to oils	in accordance with IEC 60811:404
Resistance to spread of flame	In accordance with UL1581 UL / CUL FT2, in accordance with IEC 60332-2-2	Resistant to welding beads	No
Sheath material	PUR	Sheathing colour	black
Shielded	No	Speed	5 m/s
Suitable for cable carriers	Yes	Temperature range, moving	-25...80 °C
Temperature range, stationary	-40...80 °C	Torsion resistance	360 °/m
Welding spark resistance	No		

### General technical data

AF size	12 mm	Coding	A-coded
Connection thread	M12 / M12	Contact surface	Gold-plated
Housing main material	PUR	Insulation strength	10 <sup>8</sup> Ω
LED	No	Plugging cycles	≥ 100
Pollution severity	3	Protection degree	IP65, IP66, IP67, IP68, IP69, when screwed in
Rated current	4 A	Rated voltage	60 V
Shock and vibration proof according to	Section B	Temperature range of housing	-25...+85 °C
Threaded ring material	Diecast zinc	Tightening torque	M12: 0.8 - 1.2 Nm
Version	pin, straight - socket, 90°;	jumpered	No

### Electrical properties

Insulation strength 10<sup>8</sup> Ω      Rated voltage 60 V

### General standards

Certificate no. (cULus) E307231      Connector standard IEC 61076-2-101

### Standards

Connector standard IEC 61076-2-101      Shock and vibration proof according to Section B

## SAIL-M12GM12W-5-1.5U

**Weidmüller Interface GmbH & Co. KG**

Klingenbergstraße 26

D-32758 Detmold

Germany

www.weidmueller.com

## Technical data

### Plug

Plug left	M12, A-coded, IP69, male contact, straight, Plastic, unshielded	Plug right	M12, A-coded, IP69, female contact, angled 90°, Plastic, unshielded
-----------	---	------------	---

### Classifications

ETIM 6.0	EC001855	ETIM 7.0	EC001855
ETIM 8.0	EC001855	ETIM 9.0	EC001855
ECLASS 9.0	27-06-03-11	ECLASS 9.1	27-06-03-11
ECLASS 10.0	27-06-03-11	ECLASS 11.0	27-06-03-11
ECLASS 12.0	27-06-03-11	ECLASS 13.0	27060311

### Environmental Product Compliance

REACH SVHC	Lead 7439-92-1
SCIP	1c533b66-fcff-4da5-b89f-fd55fbf5cb55

### Approvals

Approvals



ROHS	Conform
UL File Number Search	UL Website
Certificate no. (cULus)	E307231

### Downloads

Engineering Data	<a href="#">CAD data – STEP</a>
Product Change Notification	<a href="#">DE - Technische Änderung zu M12 Gewinding mit 6-Kant</a> <a href="#">EN - Technical change to M12 nut with additional hexagonal mounting</a>
Catalogues	<a href="#">Catalogues in PDF-format</a>
Brochures	<a href="#">FL FIELDWIRING EN</a> <a href="#">FL FIELDWIRING EN</a>

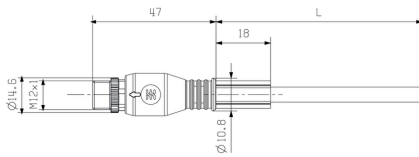
**SAIL-M12GM12W-5-1.5U**

**Weidmüller Interface GmbH & Co. KG**  
 Klingenbergstraße 26  
 D-32758 Detmold  
 Germany

www.weidmueller.com

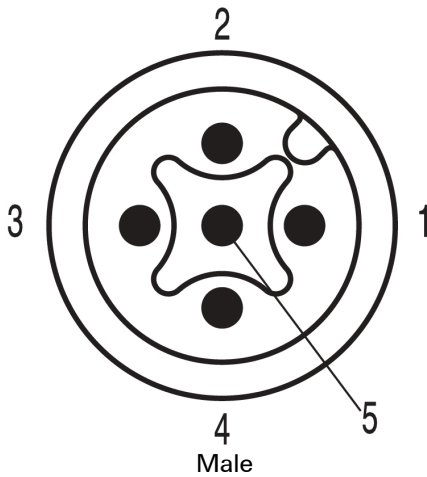
**Drawings**

**Dimensioned drawing**

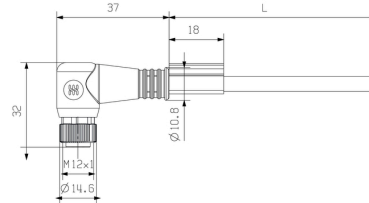


Male, straight

**Pole scheme**

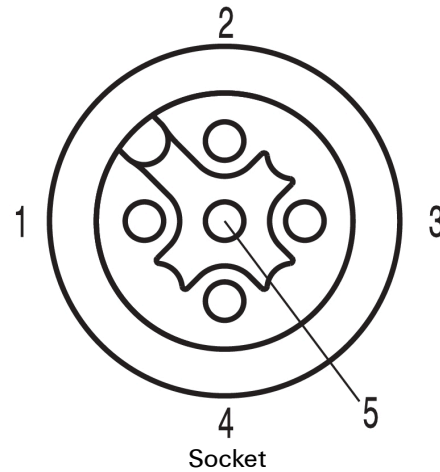


**Dimensioned drawing**

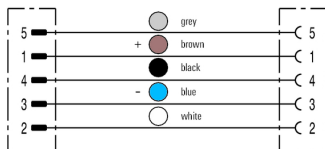


Angled socket

**Pole scheme**



**Wiring diagram**



**The ideal tool: Screwty® with torque function**

Light, securely screwed-in round plug-in connectors. Screwty set DM / VPE: 1 / Order No.: 1920000000 Adapters: M12, M12 F, M8, M8 F