

SAIL-M12GM12W-5-3.0V

Weidmüller Interface GmbH & Co. KG

Klingenbergstraße 26

D-32758 Detmold

Germany

www.weidmueller.com



Sensor/actuator cables are used for wiring sensors and actuators and for transmitting data or power in various applications. The moulded cable offers connected and tested connection of the plug-in connector to the cable ex-works. The cables may be exposed to a wide range of conditions, such as humidity, dust, heat, cold, shock or vibration.

Our developers have focused specifically on this issue and designed a host of different M8 and M12 sensor-actuator cables so you are bound to find the solution you need for your application.

Is there something you have not managed to find or you feel needs explanation? Talk to us!

General ordering data

Version	Sensor/actuator line, Connecting line, M12 / M12, Number of poles : 5, 3 m, pin, straight - socket, 90°, Shielded: No, LED: No, Sheath material: PVC, Halogen: Yes
Order No.	1925360300
Type	SAIL-M12GM12W-5-3.0V
GTIN (EAN)	4032248567836
Qty.	1 pc(s).

Creation date June 27, 2021 1:10:06 PM CEST

Catalogue status 18.06.2021 / We reserve the right to make technical changes.

SAIL-M12GM12W-5-3.0V**Weidmüller Interface GmbH & Co. KG**

Klingenbergstraße 26

D-32758 Detmold

Germany

www.weidmueller.com

Technical data**Dimensions and weights**

Net weight 170 g

Environmental Product Compliance

REACH SVHC Lead 7439-92-1

Technical specifications for cable

Cable length	3 m	Colour coding	brown, white, blue, black, grey
Configurable cable length	Yes	Core cross-section	0.34 mm ²
Halogen	Yes	Insulation	PVC
Number of poles	5	Outer cladding in accordance with UL AWM style	2464 (80 °C / 300 V)
Outside diameter	5.7 mm ± 0.2 mm	Resistant to welding beads	No
Sheath material	PVC	Sheathing colour	black
Shielded	No	Suitable for cable carriers	No
Temperature range, moving	-5...80 °C	Temperature range, stationary	-30...80 °C
Torsion resistance	0 °/m		

General technical data

AF size	12 mm	Coding	A
Connection thread	M12 / M12	Contact surface	Gold-plated
Housing main material	PUR	Insulation strength	10 ⁹ Ω
LED	No	Plugging cycles	≥ 100
Pollution severity	3	Protection degree	IP67, IP68, when fully mounted, IP65, IP66
Rated current	4 A	Rated voltage	125 V
Shock and vibration proof according to	Section B	Temperature range of housing	-25...+80 °C
Threaded ring material	Diecast zinc	Tightening torque	M12: 0.8 - 1.2 Nm
Version	pin, straight - socket, 90°	jumpered	No

Standards

Connector standard IEC 61076-2-101 Shock and vibration proof according to Section B

Classifications

ETIM 6.0	EC001855	ETIM 7.0	EC001855
ETIM 8.0	EC001855	ECLASS 9.0	27-06-03-11
ECLASS 9.1	27-06-03-11	ECLASS 10.0	27-06-03-11
ECLASS 11.0	27-06-03-11		

Approvals

Approvals



ROHS	Conform
UL File Number Search	E307231

Creation date June 27, 2021 1:10:06 PM CEST

Catalogue status 18.06.2021 / We reserve the right to make technical changes.

2

SAIL-M12GM12W-5-3.0V**Weidmüller Interface GmbH & Co. KG**

Klingenbergstraße 26

D-32758 Detmold

Germany

www.weidmueller.com**Technical data****Downloads**

Engineering Data	EPLAN, WSCAD
Product Change Notification	DE - Technische Änderung zu M12 Gewinding mit 6-Kant EN - Technical change to M12 nut with additional hexagonal mounting
Catalogues	Catalogues in PDF-format
Brochures	FL FIELDWIRING EN FL FIELDWIRING EN

SAIL-M12GM12W-5-3.0V

Weidmüller Interface GmbH & Co. KG
 Klingenbergstraße 26
 D-32758 Detmold
 Germany

www.weidmueller.com

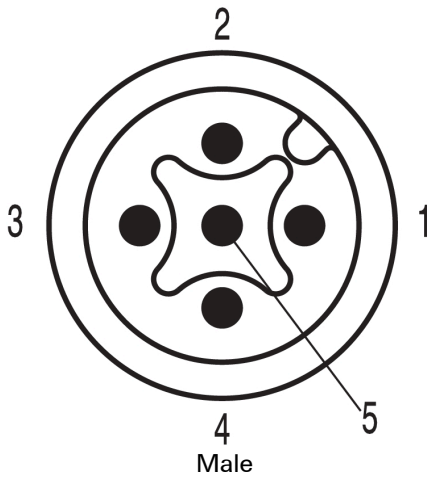
Drawings

Dimensioned drawing

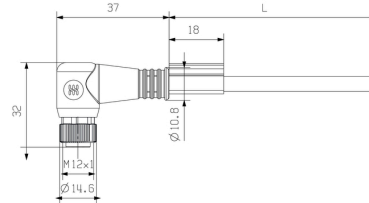


Male, straight

Pole scheme

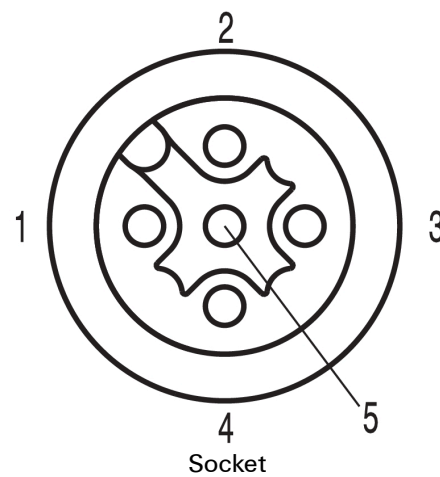


Dimensioned drawing

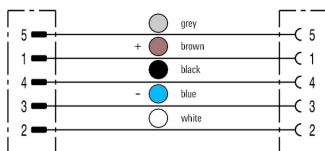


Angled socket

Pole scheme



Wiring diagram



The ideal tool: Screwty® with torque function



Light, securely screwed-in round plug-in connectors. Screwty set DM / VPE: 1 / Order No.: 1920000000 Adapters: M12, M12 F, M8, M8 F