

SAIL-M12BG-8S5.0U

Weidmüller Interface GmbH & Co. KG

Klingenbergstraße 26

D-32758 Detmold

Germany

www.weidmueller.com



Sensor/actuator cables are used for wiring sensors and actuators and for transmitting data or power in various applications. The moulded cable offers connected and tested connection of the plug-in connector to the cable ex-works. The cables may be exposed to a wide range of conditions, such as humidity, dust, heat, cold, shock or vibration.

Our developers have focused specifically on this issue and designed a host of different M8 and M12 sensor-actuator cables so you are bound to find the solution you need for your application.

Our sensor cables come with 360° shielding which provides protection against electromagnetic interference. Is there something you have not managed to find or you feel needs explanation? Talk to us!

General ordering data

Version	Sensor/actuator line, One end without connector, M12, Number of poles : 8, 5 m, Female socket, straight, Shielded: Yes, LED: No, Sheath material: PUR, Halogen: No
Order No.	1890520500
Type	SAIL-M12BG-8S5.0U
GTIN (EAN)	4032248531899
Qty.	1 pc(s).

SAIL-M12BG-8S5.0U

Weidmüller Interface GmbH & Co. KG

Klingenbergstraße 26

D-32758 Detmold

Germany

www.weidmueller.com

Technical data

Dimensions and weights

Net weight 281.6 g

Technical specifications for cable

Acceleration	5 m/s ²	Bending cycles	1 mill.
Bending radius, min., moving	12 x cable diameter	Bending radius, min., stationary	5 x cable diameter
Cable length	5 m	Colour coding	blue, red, white, brown, green, yellow, grey, pink
Configurable cable length	No	Core cross-section	0.25 mm ²
Halogen	No	Insulation	PP
Irradiation crosslinked	No	Number of poles	8
Outer cladding in accordance with UL AWM style	20549 (80 °C / 300 V)	Outside diameter	6.3 mm ± 0.2 mm
Resistant to welding beads	No	Sheath material	PUR
Sheathing colour	black	Shielded	Yes
Speed	100 m/s	Suitable for cable carriers	Yes
Temperature range, moving	-25...80 °C	Temperature range, stationary	-40...80 °C
Torsion resistance	360 °/m	Welding spark resistance	No

General technical data

AF size	13 mm	Coding	A-coded
Connection thread	M12	Contact surface	Gold-plated
Housing main material	PUR	Insulation strength	10 ⁸ Ω
LED	No	Plugging cycles	≥ 100
Pollution severity	3	Protection degree	IP67, when screwed in, IP65, IP66
Rated current	2 A	Rated voltage	30 V
Temperature range of housing	-40 ... +85 °C	Threaded ring material	Brass, nickel-plated
Tightening torque	M12: 0.8 - 1.2 Nm	Version	Female socket, straight
jumpered	No		

Electrical properties

Insulation strength 10⁸ Ω Rated voltage 30 V

General standards

Certificate no. (cULus) E307231 Connector standard IEC 61076-2-101

Standards

Connector standard IEC 61076-2-101

Plug

Plug left	M12, A-coded, IP67, female contact, straight, Plastic, shielded	Plug right	free conductor end
-----------	---	------------	--------------------

SAIL-M12BG-8S5.0U

Weidmüller Interface GmbH & Co. KG
 Klingenbergstraße 26
 D-32758 Detmold
 Germany

www.weidmueller.com

Technical data**Classifications**

ETIM 6.0	EC001855	ETIM 7.0	EC001855
ETIM 8.0	EC001855	ETIM 9.0	EC001855
ECLASS 9.0	27-06-03-11	ECLASS 9.1	27-06-03-11
ECLASS 10.0	27-06-03-11	ECLASS 11.0	27-06-03-11
ECLASS 12.0	27-06-03-11	ECLASS 13.0	27060311

Environmental Product Compliance

REACH SVHC	Lead 7439-92-1
SCIP	e8d8af70-4c85-4483-bc8c-9bc5b598e2a9

Approvals

Approvals



ROHS	Conform
UL File Number Search	UL Website
Certificate no. (cULus)	E307231

Downloads

Engineering Data	CAD data – STEP
Catalogues	Catalogues in PDF-format
Brochures	FL FIELDWIRING EN

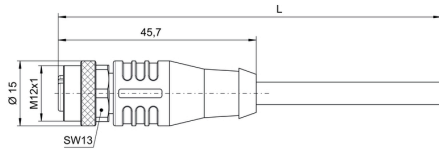
SAIL-M12BG-8S5.0U

Weidmüller Interface GmbH & Co. KG
 Klingenbergstraße 26
 D-32758 Detmold
 Germany

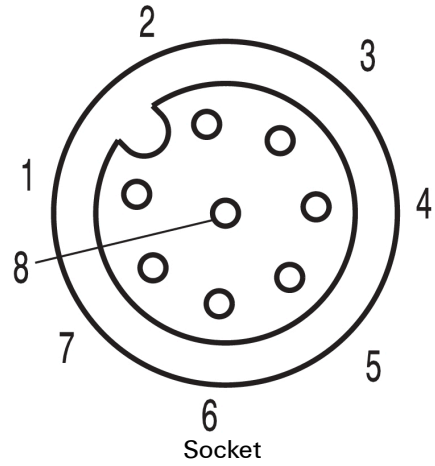
www.weidmueller.com

Drawings

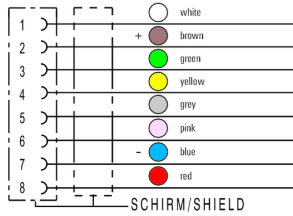
Dimensioned drawing



Pole scheme



Wiring diagram



The ideal tool: Screwty® with torque function



Light, securely screwed-in round plug-in connectors. Screwty set DM / VPE: 1 / Order No.: 1920000000 Adapters: M12, M12 F, M8, M8 F