



DC to 25GHz 30dB Resistive Coupler

FPC06882

www.dilabs.com



DLI•Johanson MFG•Novacap•Syfer•Voltronics
www.knowlesc capacitors.com

DESCRIPTION

DLI introduces its new high frequency, wide band surface mountable catalog direction couplers. These couplers incorporate DLI's high dielectric ceramic materials which provide small size and minimal performance variation over temperature. They are available in 20dB and 30dB versions.

FEATURES

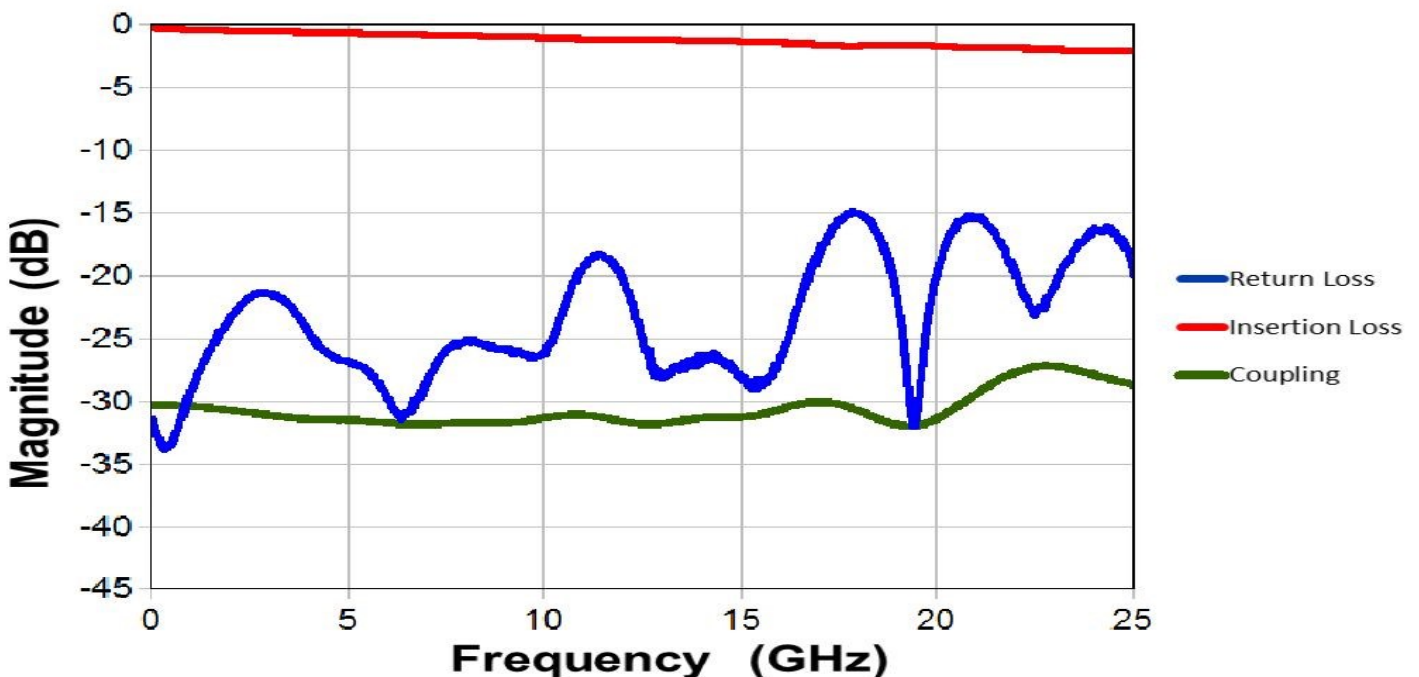
- Small Size
- Frequency Stable over Temperature
- Solder Surface Mountable
- Excellent Repeatability
- Operating Temp: -55°C to +125°C
- Characteristic Impedance: 50Ω

SPECIFICATIONS*

Parameter	Frequency (GHz)	Typ.	Max
Passband Insertion Loss* (dB)	DC-25	1.85.	2
Min Passband Return Loss (dB)		10	11.5
Coupling (dB)		25	26.5
Isolation (dB)		20	20
Size (LxWxH)	0.060 x 0.088 x 0.010 inch (1.52 x 2.24 x 0.254mm)		

*Electrical specifications based on typical mounted performance at room temperature. Insertion loss shall vary ±0.5dB over temperature.

Typical Measured Performance



*Typical measured performance mounted on RO4350B test board at 25°C.

2777 Route 20 East, Cazenovia, NY 13035 | Ph: (315)655-8710 | KCCSales@knowles.com

June 2018



DC to 25GHz 30dB Resistive Coupler

www.dilabs.com

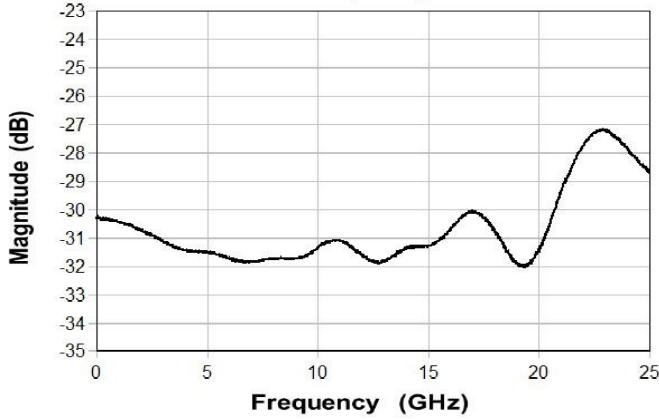
FPC06882



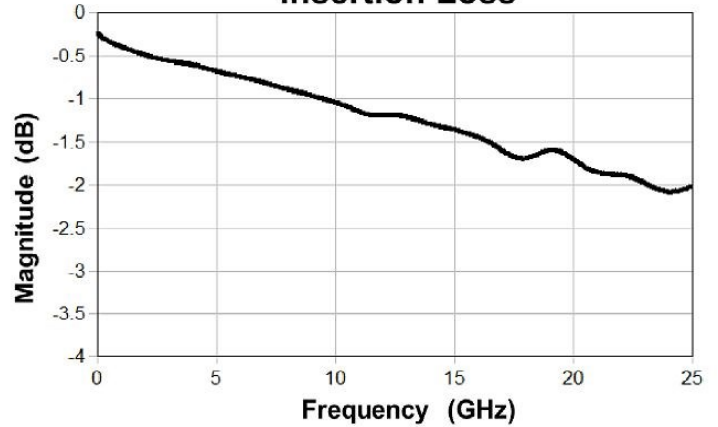
DLI•Johanson MFG•Novacap•Syfer•Voltronics

www.knowlesc capacitors.com

Coupling

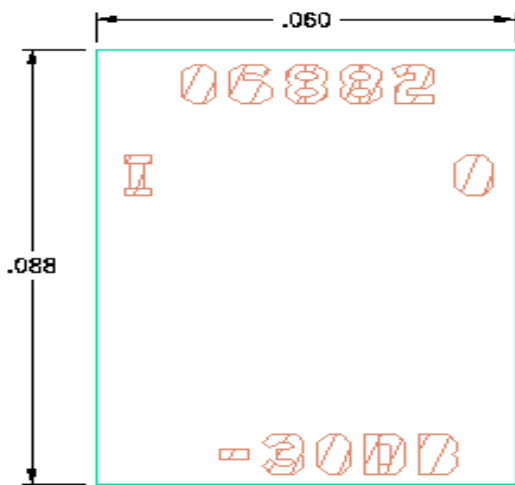


Insertion Loss

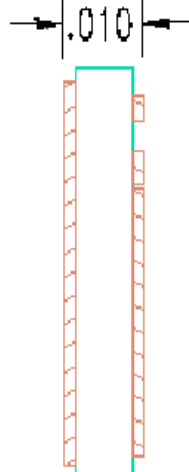


Physical Dimensions

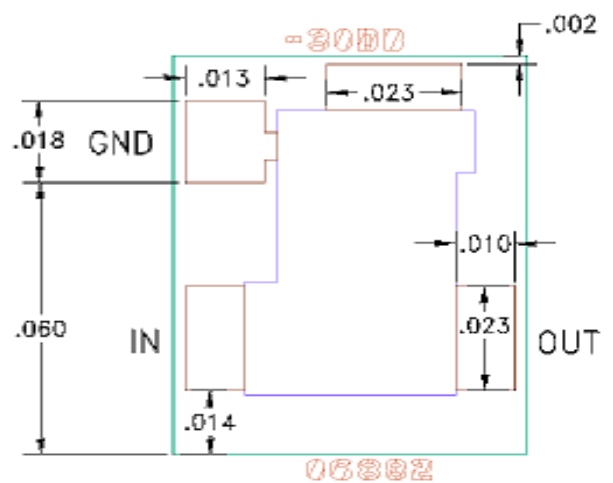
Units = inches



Top

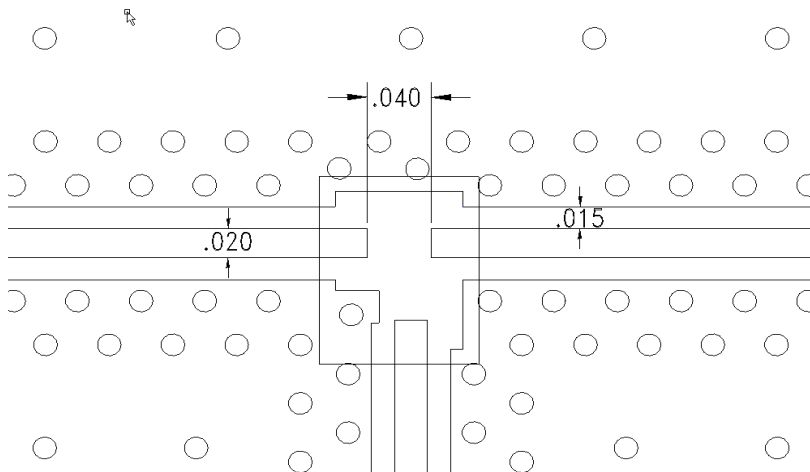


Side



Bottom

Recommended PCB Layout



- 50Ω trace dimensions are application specific.
- Ensure adequate grounding beneath the part.
- Trace feed locations can be horizontal, vertical, or angled.



2777 Route 20 East, Cazenovia, NY 13035 | Ph: (315)655-8710 | KCCSales@knowles.com

June 2018