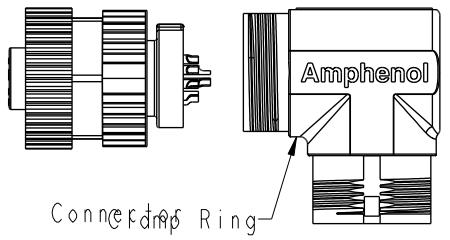
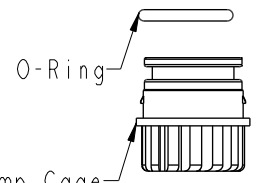


THIS DOCUMENT IS SUBJECT TO CHANGE WITHOUT NOTICE. IT IS CONFIDENTIAL AND A PROPERTY OF Amphenol LTW. DISCLOSURE TO THIRD PARTY HAS TO BE AUTHORIZED BY Amphenol LTW.

REV.	ECN NO.	DATE	SIGN	DESCRIPTION
D	C210007	2020/12/29	Ruru	$\triangle D$ X5
E	C210561	2021/04/15	Vicky	$\triangle E$ X2
F	C221877	2022/12/09	Ruru	$\triangle F$ X1

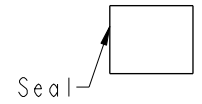


Connector Ring

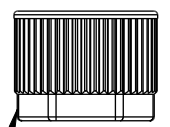


O-Ring

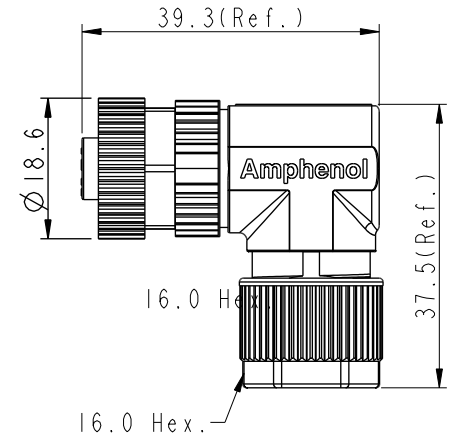
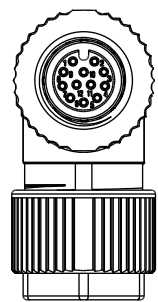
Clamp Cage



Seal



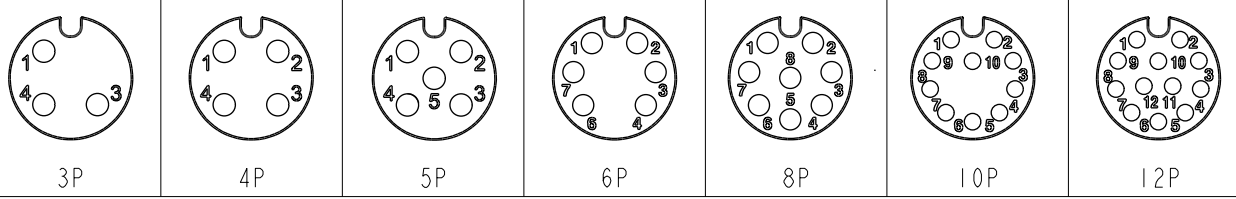
Sealing Nut



$\triangle C \triangle D$
MSAS-XXBFFA-SR7001

XX: No. Of Pin

- $\triangle E$
Note:
- * RoHS Compliant
 - * \odot Important Dimension
 - $\triangle F$ * Waterproof rate: IP67, mated Connector
 - Housing: Thermoplastic, Black
 - Pin: Copper alloy, Gold plated
 - Extension Nut: Metal
 - $\triangle D$ Nut: Metal
 - O-Ring: Rubber, Gray
 - $\triangle D$ * Clamp Ring: Metal
 - * O-Ring: Rubber, Gray
 - * Clamp Cage: Thermoplastic, Black
 - $\triangle D$ * Sealing Nut: Metal
 - * Seal: Rubber, Gray, OD: $\phi 4.0\text{mm} - \phi 7.5\text{mm}$
 - * One set unassembled in one pe bag



Pin Assignments Front View

UNIT: mm	\odot	∇	TITLE N SEN, M12 A -SHLD, SCREW $\triangle D \triangle E$ CABLE W/O SR, F, F, FI SOLDER
TOLERANCE .X ± 0.25 .XX ± 0.1 .XXX ± 0.05 ANGLES $\pm 1^\circ$	SCALE 1:1	SIZE A4	SHEET 1 OF 1
REV. F	WC-REV. .0	\odot : Inspection item	

Amphenol LTW
安費諾亮泰企業股份有限公司

ITEM NO	DRAWN BY Yulong_wang	DATE 2016-07-22
DWG NO MSAS-XXBFFA-SR7001	CHECKED BY Jinhai	DATE 2016-07-22
CUSTOMER ALTW	APPROVED BY Jerry	DATE 2016-07-22