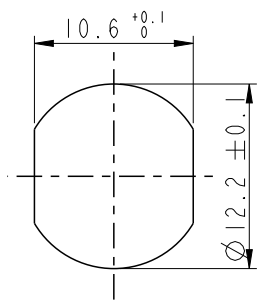


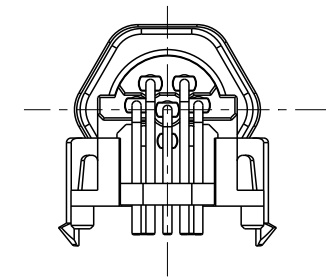
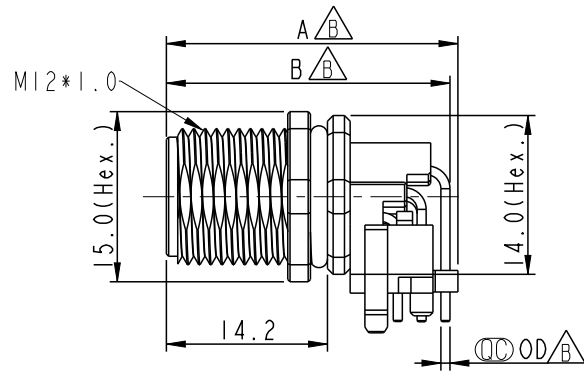
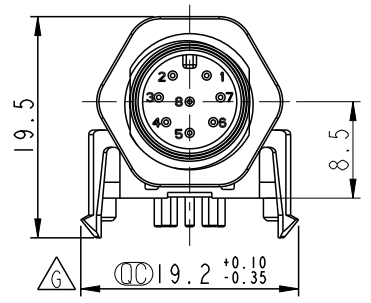
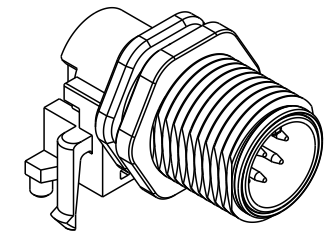
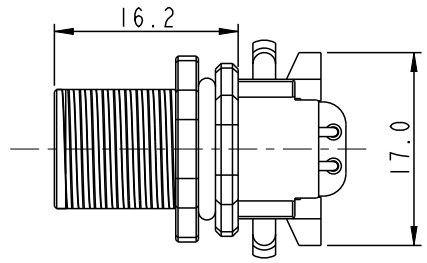
THIS DOCUMENT IS SUBJECT TO CHANGE WITHOUT NOTICE. IT IS CONFIDENTIAL AND A PROPERTY OF Amphenol LTW. DISCLOSURE TO THIRD PARTY HAS TO BE AUTHORIZED BY Amphenol LTW.

REV.	ECN NO.	DATE	SIGN	DESCRIPTION
E	C211844	2021/12/03	Vicky	△ XI
F	C221973	2022/12/26	Ruru	△ XI
G	C231051	2023/08/11	Jack Liu	△ XI

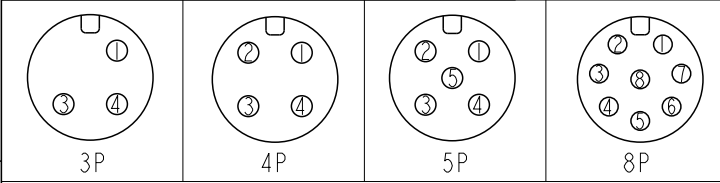


Recommended Panel Cut-Out

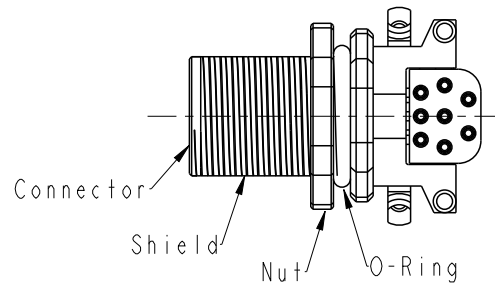
△ MI2A-XXPMMR-SF7003  
XX: No. Of Pin



MI2A-03PMMR-SF7003	25.9	24.8	1.0	△ B
MI2A-04PMMR-SF7003	25.9	24.8	1.0	
MI2A-05PMMR-SF7003	25.9	24.8	1.0	
MI2A-08PMMR-SF7003	25.7	25.0	0.8	
Item No.	A	B	OD	



Pin Assignment Front View



- △ Note:
- \* RoHS Compliant
  - \* Ⓞ Important dimension
  - △ \* Waterproof rate: IP67, mated Connector
  - \* Housing: Thermoplastic, Black
  - \* Pin: Copper alloy, Gold plated
  - \* O-Ring: Rubber, Black
  - \* Shield: Metal
  - \* Nut: Metal
  - \* O-Ring: Rubber, Gray
  - \* For panel thickness max: 3.0mm
  - \* For pcb thickness max: 1.6mm
  - △ \* Nut is packed separately in pe bag

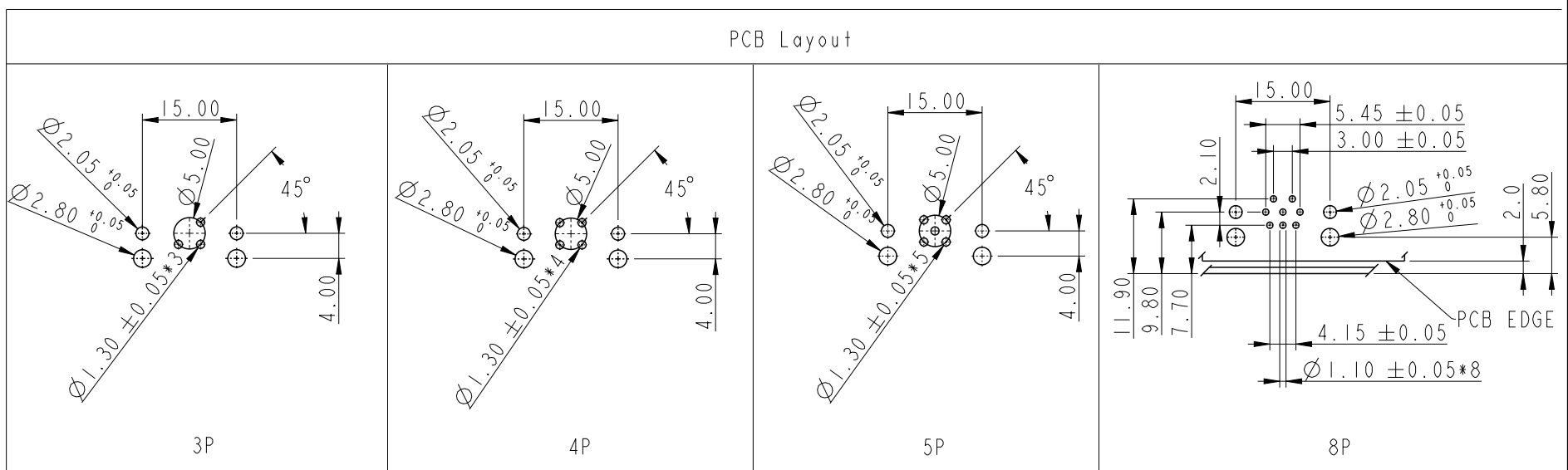
UNIT: mm		TITLE	
TOLERANCE	.X ±0.25 .XX ±0.1 .XXX ±0.05 ANGLES ±1°	N SEN, MI2 A, SCREW RECEPTACLE, M, M, PCB R △	
SCALE	3:2	SIZE	A4
REV.	G	SHEET	1 OF 2
WC-REV.	A.3	Ⓞ: Inspection item	

**Amphenol LTW**  
安費諾亮泰企業股份有限公司

ITEM NO.	DRAWN BY	DATE
	Jinhai	2017-04-11
DWG NO.	CHECKED BY	DATE
MI2A-XXPMMR-SF7003	Feng-li	2017-04-11
CUSTOMER	APPROVED BY	DATE
ALTW	Jerry	2017-04-11

THIS DOCUMENT IS SUBJECT TO CHANGE WITHOUT NOTICE. IT IS CONFIDENTIAL AND A PROPERTY OF Amphenol LTW. DISCLOSURE TO THIRD PARTY HAS TO BE AUTHORIZED BY Amphenol LTW.

PCB Layout



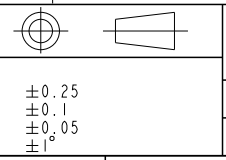
3P

4P

5P

8P

UNIT: mm	
TOLERANCE	
.X	±0.25
.XX	±0.1
.XXX	±0.05
ANGLES	±1°



TITLE N SEN, M12 A, SCREW RECEPTACLE, M, M, PCB R			
SCALE	3:2	SIZE	A4
		SHEET	2 OF 2
REV.	G	WC-REV.	A.3
☉: Inspection item			

**Amphenol LTW**  
安費諾亮泰企業股份有限公司

ITEM NO	
DWG NO	M12A-XXPMMR-SF7003
CUSTOMER	ALTW

DRAWN BY	Yulong_wang
CHECKED BY	Jinhai
APPROVED BY	Jerry

DATE	2017-04-11
DATE	2017-04-11
DATE	2017-04-11