

# Data Sheet

## PT113xxVBBN

Page 1/5

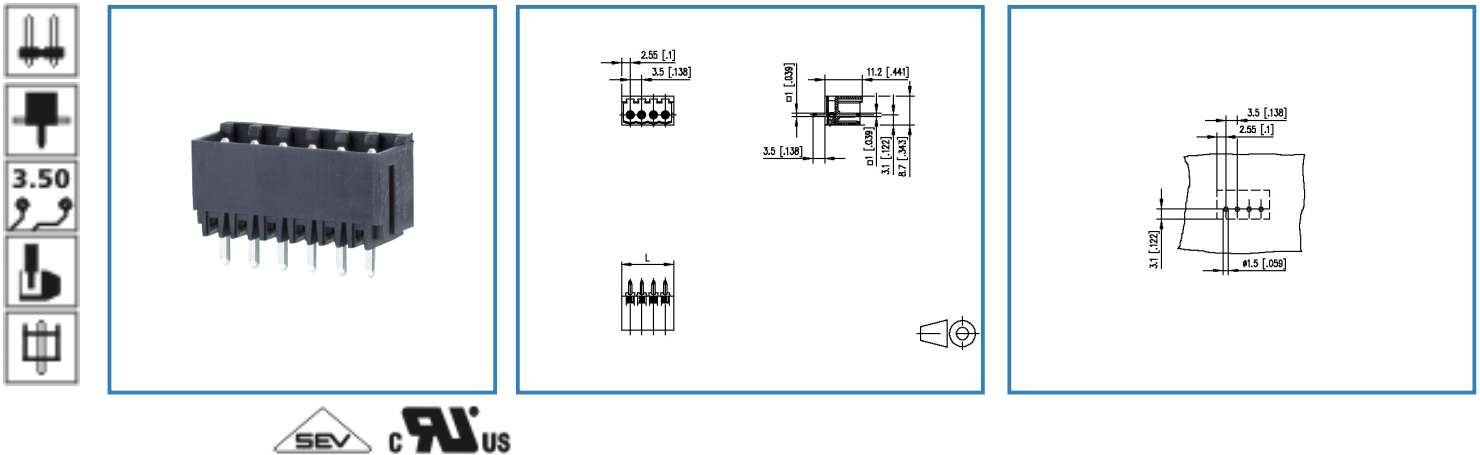
P/N

311831xx

xx=number of poles

2017/01/24

### Illustration



see enlarged drawing at the end of the document

### Product specification

- pin header, solderable
- centerline 3.50 mm, direction of connection vertical 0°
- closed ends
- color black
- codeable

# Data Sheet

## PT113xxVBBN

Page 2/5

P/N

311831xx

xx=number of poles


2017/01/24

### Technical Data

#### General Data

Solder pin length	3.5 mm		
min. number of poles	2		
max. number of poles	18		
Insulating material class	CTI 600		
clearance/creepage dist.	2.5 mm		
protection category	IP 00		
Overvoltage category	III	III	II
Pollution degree	3	2	2
Rated voltage	200 V	500 V	500 V
Rated test voltage	2.5 kV	2.5 kV	2.5 kV

#### Approvals

 V / A	300 / 10
	6 A / 125 V / 2.5 kV / 3 / IEC 61984

#### Material

insulating material	PA66
flammability class	V0
Glow-Wire Flammability GWFI	960
Glow-Wire Flammability GWIT	775
contact pin material	CuFe
contact pin surface	Ni + Ag

#### Climatic properties

upper limit temperature	105 °C
lower limit temperature	-40 °C

#### General

solderability	Acc. to JEDEC JESD22-B102E 245°C/5s
Tolerance	ISO 2768 -mH

# Data Sheet

## PT113xxVBBN

Page 3/5

P/N

311831xx

xx=number of poles

2017/01/24

### Matching Part to

P/N	Product name
311691	RP013xxVBWN Typ 169

### Accessories

P/N	Product name
720243-01-3	720243
720243-02-4	720243

# Data Sheet

## PT113xxVBBN

Page 4/5

P/N

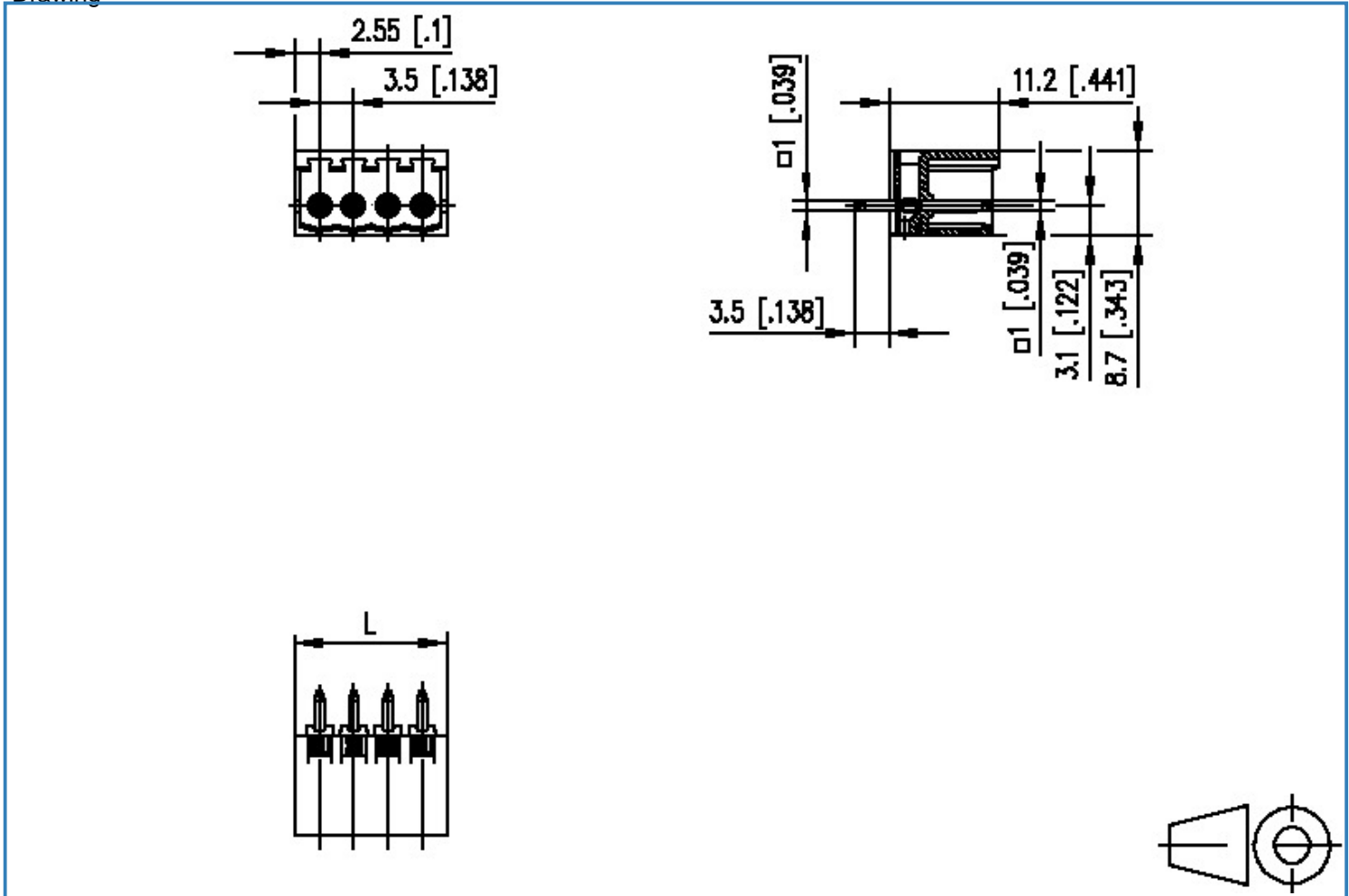
311831xx

xx=number of poles

2017/01/24

### Illustration

Drawing



$L = (\text{pole size} - 1) \times \text{centerline} + 5.1 [0.201]$

# Data Sheet

## PT113xxVBBN

Page 5/5

P/N

311831xx

xx=number of poles

2017/01/24

PCB Layout

