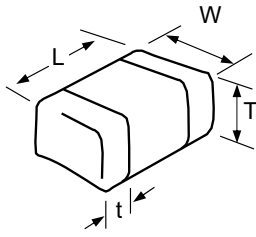


# KAM03AR70J104KH

( 0201, 6.3V, X7R, 0.1 $\mu$ F, +/-10%, AEC-Q200, Sn Term )  
 Multilayer Ceramic Chip Capacitor Datasheet



## DIMENSIONS



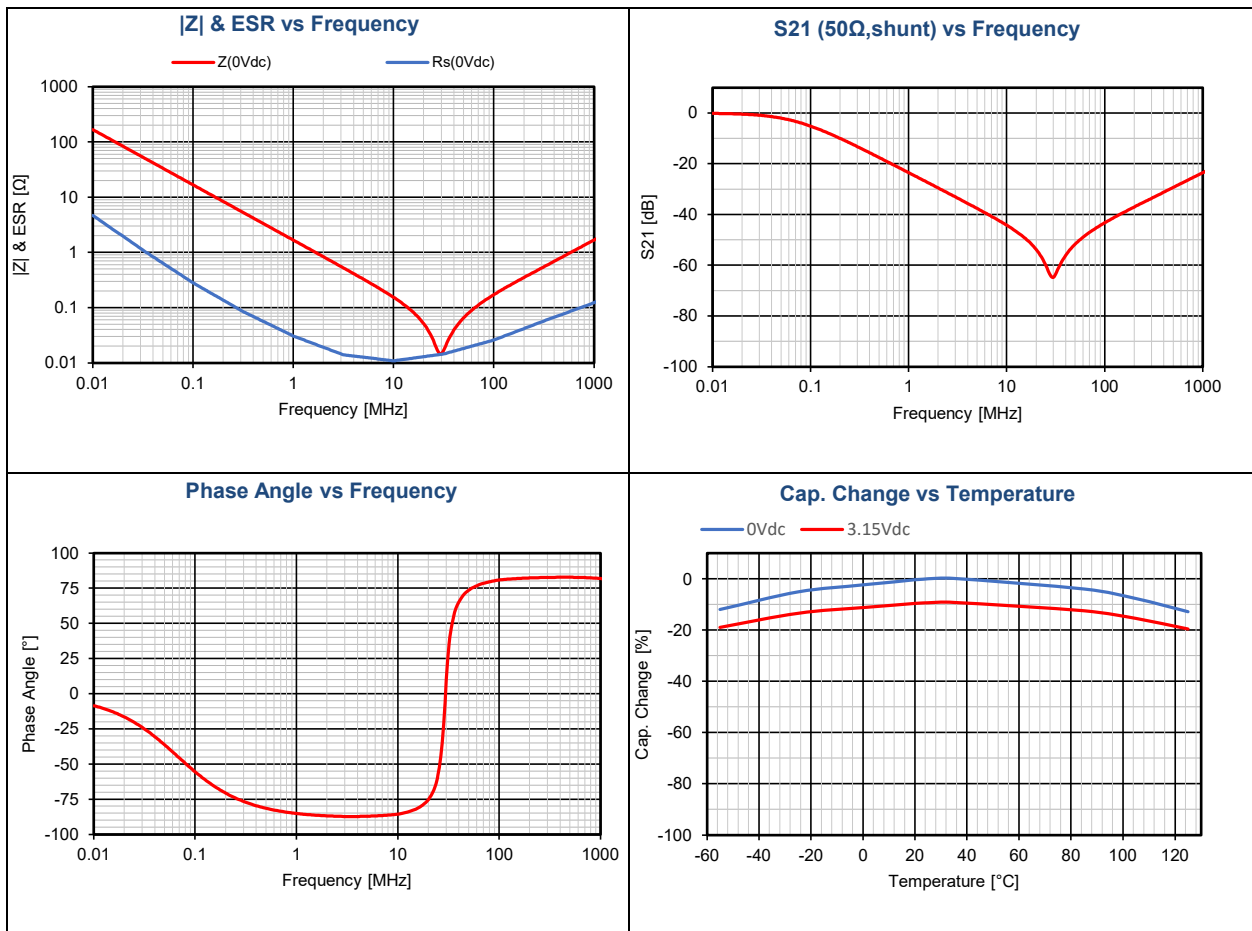
	millimetres	inches
L	0.6 $\pm$ 0.03	0.024 $\pm$ 0.002
W	0.3 $\pm$ 0.03	0.012 $\pm$ 0.002
T max.	0.33	0.013
t	0.1 to 0.2	0.004 to 0.008

## BASIC SPECIFICATIONS

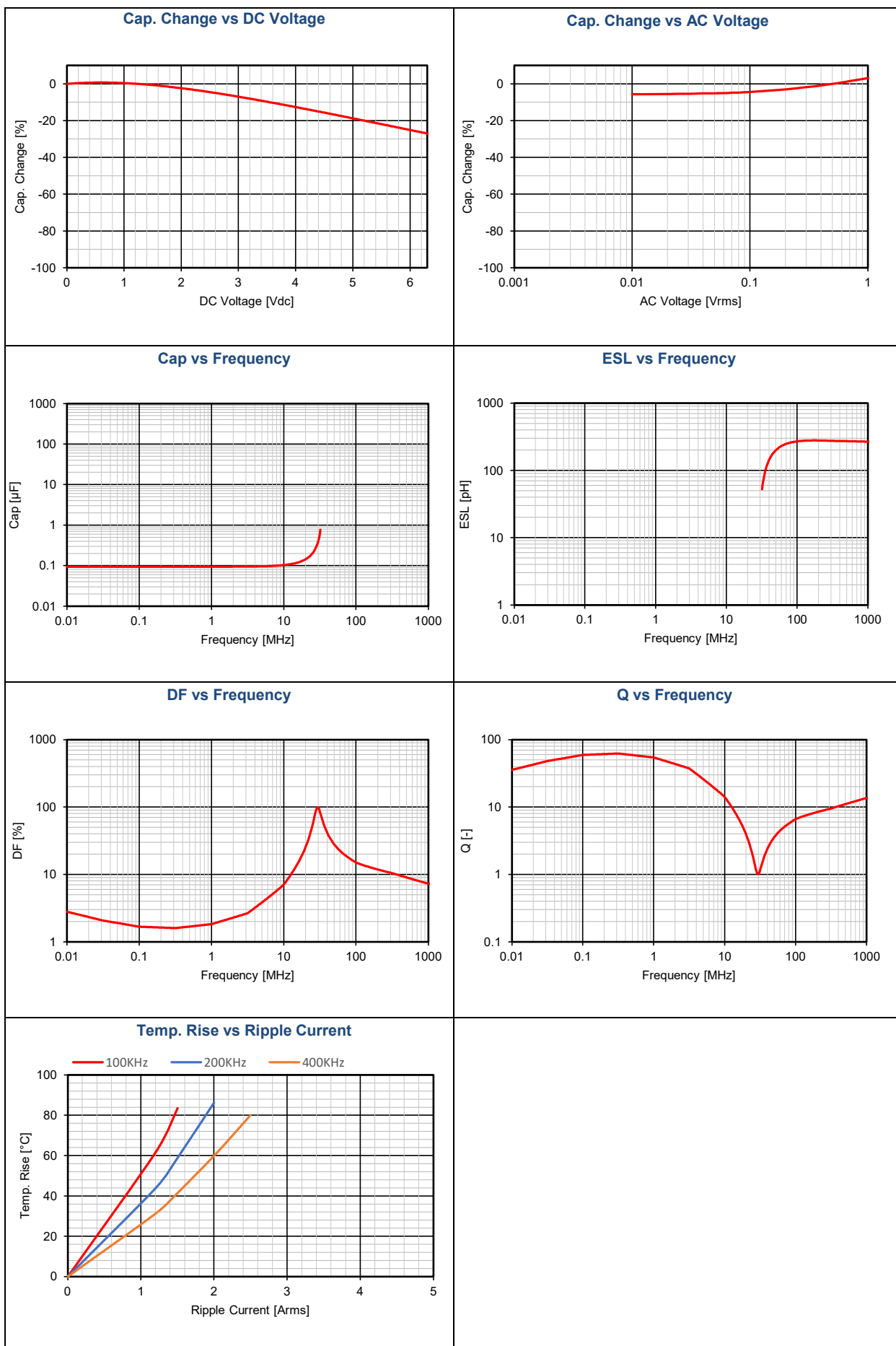
Item	Spec.	Conditions
Rated Voltage	6.3 Vdc	
Capacitance	0.1 $\mu$ F	1 kHz, 0.5 Vrms
Capacitance Tolerance	$\pm$ 10%	
DF Max	10.0%	1 kHz, 0.5 Vrms
IR Min	500 M $\Omega$	6.3 Vdc, t = 60 s
DWV	15.75 Vdc	I $\leq$ 50mA, t $\leq$ 5 s

Case Size EIA (JIS)	0201(0603)
Operating Temperature	-55°C to +125°C
Dielectric	X7R
Grade	AEC-Q200
RoHS Compliant	Yes
Termination	Sn
Packaging	T&R 7in (180mm)

## ELECTRICAL CHARACTERISTICS



**ELECTRICAL CHARACTERISTICS**



## PART NUMBER INFORMATION

K   
 A   
 M   
 03   
 A   
 R7   
 0J   
 104   
 K   
 H   
 □□□□  
 1.            2.            3.            4.            5.            6.            7.            8.            9.            10.        11.

**1.Symbol**  
KAVX

**5.Thickness**  
See catalog for list of codes

**8.Capacitance**  
Capacitance expressed in pF  
2 significant digits + No. of zeros  
For Values < 10pF Letter R denotes decimal point  
**Example**  
R50 0.5pF  
1R0 1pF  
100 10pF  
101 100pF  
103 10nF  
105 1μF  
107 100μF

**10.Packing**  
**T&R 180mm(7in)**  
H  
T  
U  
Y  
V  
**T&R 330mm(13in)**  
M  
L  
N  
K  
S  
**Waffle**  
X

**2.Grade**  
G General  
A Automotive (AEC-Q200)  
M Medical

**6.Dielectric**  
CG C0G  
CH C0H  
R5 X5R  
S6 X6S  
T6 X6T  
R7 X7R  
S7 X7S  
T7 X7T  
R8 X8R  
L8 X8L  
G8 X8G  
V5 Y5V

**3.Requirement**  
M Standard  
U Hi-Q  
E ESD  
T Low Profile  
L Low Inductance  
A Low Inductance (LGA)  
F Flexitem®  
F Flexisafe  
Q Ultra Low ESR

**7.Voltage**  
**Multiplier Base**  
0 1x A 1  
1 10x N 1.5  
2 100x C 1.6  
3 1000x D 2  
E 2.5  
U 3  
V 3.5  
G 4  
H 5  
J 6.3  
**Example**  
1E = 25V (10 x 2.5)

**9.Tolerance**  
A ±0.05pF  
B ±0.1pF  
C ±0.25pF  
D ±0.5pF  
F ±1%  
G ±2%  
J ±5%  
K ±10%  
M ±20%  
Z +80/-20%

**11.Option**  
See catalog for optional codes

**4.Size**  
02 01005  
03 0201  
05 0402  
15 0603  
21 0805  
31 1206  
32 1210  
42 1808  
43 1812  
44 1825  
55 2220  
56 2225  
91 3640

Please check catalog for part number availability

NOTICE: Specifications are subject to change without notice. All statements, information and data given herein are believed to be accurate and reliable, but are presented without guarantee or responsibility of any kind, expressed or implied. Specifications are typical and may not apply to all applications.