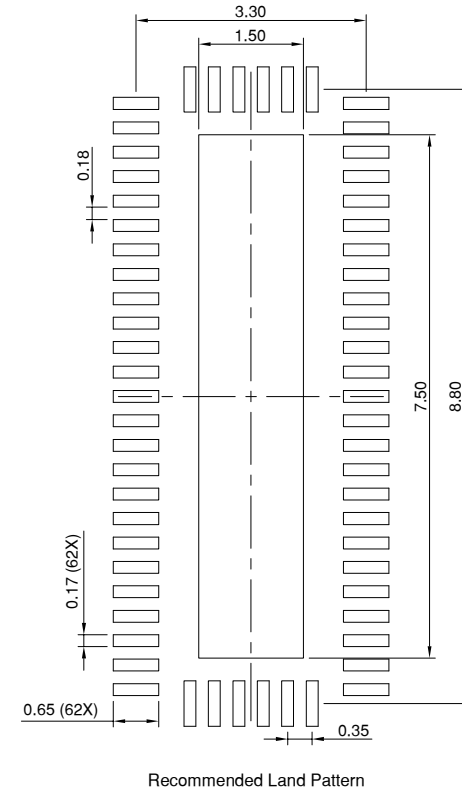
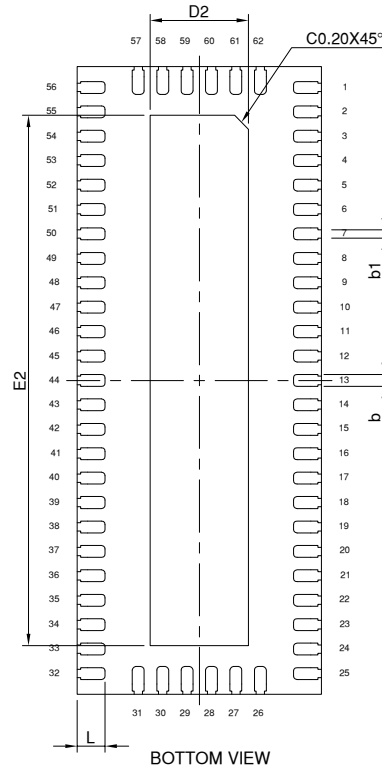
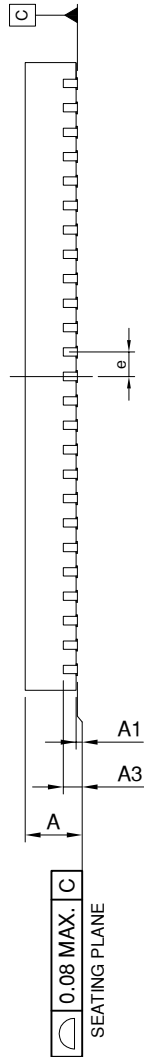


TOP VIEW

SYMBOLS	MIN.	NOM.	MAX.
A	0.70	0.75	0.80
A1	0.00	0.02	0.05
A3	0.203 REF.		
b	0.12	0.17	0.22
b1	0.07	0.12	0.17
D	3.40	3.50	3.60
E	8.90	9.00	9.10
e	0.35 BSC		
L	0.35	0.40	0.45
D2	1.36	1.41	1.46
E2	7.55	7.60	7.65



NOTE :

1. ALL DIMENSIONS ARE IN mm. ANGLES IN DEGREES
2. COPLANARITY APPLIES TO THE EXPOSED THERMAL PAD AS WELL AS THE TERMINALS.
3. REFER JEDEC MO-220
4. RECOMMENDED LAND PATTERN IS FOR REFERENCE ONLY.



DATE: 06/12/20

DESCRIPTION: 62-contact, W-QFN3590-62

PACKAGE CODE: ZR (ZR62)

DOCUMENT CONTROL #: PD-2256

REVISION: --