

# 2J6586BGFa-M18-SP

2× 5GNR MIMO, 2× 2.4/5.0/6.0 GHz ISM MIMO and GNSS  
Screw Mount

## Key Features

### Cable 1-2: 5GNR

- 617-960 MHz
- 1427-2690 MHz
- 3300-5000 MHz
- 5150-5925 MHz

### Cable 3-4: 2.4/5.0/6.0 GHz ISM

- 2410-2490 MHz
- 4920-7125 MHz

### Cable 5: GPS/GLONASS/QZSS/Galileo

- 1575-1606 MHz

Screw Mount

Anti-Rotation Mounting

Ground Plane Independent

Customizable Cable and Connector

Dimensions Ø 136 × 31.5 mm

Certificates: IP67, IP69, IK09



## 1. Antenna and electrical specifications

Cable 1

Parameters	5G NR Antenna			
Technologies	5G, 4G, 3G and 2G			
Standards	5G NR/4G LTE/FirstNet/CBRS/LPWA/CAT-X/CAT-Mx/CAT-NBx/NB-IoT/3G/2G			
Frequency (MHz)	617-960	1427-2690	3300-5000	5150-5925
Band (MHz)	600, 700, 850, 900	1500, 1600, 1700, 1800, 1900, 2000, 2100, 2300, 2500, 2600	3300, 3500, 3600, 3700, 4500	5200, 5500, 5800
5G NR Bands	n5, n8, 12, n20, n28, n71, n81, n82, n83,	n1, n2, n3, n7, n25, n34, n38, n39, n40, n41, n50, n51, n66, n70, n74, n75, n76, n80, n84, n86	n77, n78, n79	
4G LTE Bands	B5, B6, B8, B12, B13, B14, B17, B18, B19, B20, B26, B27, B28, B29, B44, B67, B68, B71, B85	B1, B2, B3, B4, B7, B9, B10, B11, B21, B23, B24, B25, B30, B32, B33, B34, B35, B36, B37, B38, B39, B40, B41, B45, B50, B51, B65, B66, B69, B70, B74, B75, B76	B22, B42, B43, B48, B49, B52	B46, B47, B252, B255
3G CELL Bands	B5, B6, B8, B12, B13, B14, B19, B20, B26	B1, B2, B3, B4, B7, B9, B10, B11, B21, B25, B32, B33, B34, B35, B36, B37, B38, B39, B40	B22	
2G CELL Bands	710, 750, 810T, 850, 900P, 900E, 900R	1800DCS, 1900PCS		
CDMA CELL Bands	BC0, BC2, BC3, BC7, BC9, BC10, BC12, BC18, BC19	BC1, BC4, BC6, BC8, BC13, BC14, BC15, BC16, BC20, BC21		
Return Loss (dB)	~-6.5	~-11.2	~-14.5	~-15.7
VSWR	~3.0:1	~1.9:1	~1.5:1	~1.5:1
Efficiency (%)	~20.0	~18.7	~15.5	~10.9
Peak Gain (dBi)	~-3.6	~-2.1	~-1.7	~-5.8
Average Gain (dB)	~-7.4	~-8.0	~-8.6	~-9.6
Impedance (Ohm)	50			
Polarisation	Linear			
Radiation Pattern	Omni-Directional			
Max. Input Power (W)	25			
Connector Type	SMA-Male Standard (Other Connectors Available)			
Cable Length	300 cm Standard (Any Cable Length Available)			
Cable Type	LL100 Standard (Other Cables Available)			

Cable 2

Parameters	5GNR Antenna			
Technologies	5G, 4G, 3G and 2G			
Standards	5GNR/4GLTE/FirstNet/CBRS/LPWA/CAT-X/CAT-Mx/CAT-NBx/NB-IoT/3G/2G			
Frequency (MHz)	617-960	1427-2690	3300-5000	5150-5925
Band (MHz)	600, 700, 850, 900	1500, 1600, 1700, 1800, 1900, 2000, 2100, 2300, 2500, 2600	3300, 3500, 3600, 3700, 4500	5200, 5500, 5800
5GNR Bands	n5, n8, 12, n20, n28, n71, n81, n82, n83,	n1, n2, n3, n7, n25, n34, n38, n39, n40, n41, n50, n51, n66, n70, n74, n75, n76, n80, n84, n86	n77, n78, n79	
4GLTE Bands	B5, B6, B8, B12, B13, B14, B17, B18, B19, B20, B26, B27, B28, B29, B44, B67, B68, B71, B85	B1, B2, B3, B4, B7, B9, B10, B11, B21, B23, B24, B25, B30, B32, B33, B34, B35, B36, B37, B38, B39, B40, B41, B45, B50, B51, B65, B66, B69, B70, B74, B75, B76	B22, B42, B43, B48, B49, B52	B46, B47, B252, B255
3GCELL Bands	B5, B6, B8, B12, B13, B14, B19, B20, B26	B1, B2, B3, B4, B7, B9, B10, B11, B21, B25, B32, B33, B34, B35, B36, B37, B38, B39, B40	B22	
2GCELL Bands	710, 750, 810T, 850, 900P, 900E, 900R	1800DCS, 1900PCS		
CDMACELL Bands	BC0, BC2, BC3, BC7, BC9, BC10, BC12, BC18, BC19	BC1, BC4, BC6, BC8, BC13, BC14, BC15, BC16, BC20, BC21		
Return Loss (dB)	~-6.4	~-11.3	~-14.7	~-15.5
VSWR	~3.0:1	~1.9:1	~1.5:1	~1.5:1
Efficiency (%)	~18.3	~16.6	~12.6	~10.1
Peak Gain (dBi)	~-3.9	~-2.4	~-2.2	~-6.7
Average Gain (dB)	~-7.7	~-8.2	~-9.1	~-10.0
Impedance (Ohm)	50			
Polarisation	Linear			
Radiation Pattern	Omni-Directional			
Max. Input Power (W)	25			
Connector Type	SMA-Male Standard (Other Connectors Available)			
Cable Length	300 cm Standard (Any Cable Length Available)			
Cable Type	LL100 Standard (Other Cables Available)			

**Cable 3**

Parameters	2.4/5.0/6.0 GHz ISM Antenna		
<b>Standards</b>	WiFi, BT, ZigBee, ISM, Sigfox, LoRa		
<b>Band (MHz)</b>	2.4GHz	5.0 GHz	6.0GHz
<b>Frequency (MHz)</b>	2410-2490	4920-5925	5925-7125
<b>Return Loss (dB)</b>	~-11.0	~-8.2	~-11.07
<b>VSWR</b>	~1.8:1	~2.6:1	~2.0:1
<b>Efficiency (%)</b>	~51.1	~18.3	~9.4
<b>Peak Gain (dBi)</b>	~4.0	~0.8	~-6.6
<b>Average Gain (dB)</b>	~-2.9	~-7.8	~-10.3
<b>Impedance (Ohm)</b>	50		
<b>Polarisation</b>	Linear		
<b>Radiation Pattern</b>	Omni-Directional		
<b>Max. Input Power (W)</b>	25		
<b>Connector Type</b>	SMA-Male-RP Standard (Other Connectors Available)		
<b>Cable Length</b>	300 cm Standard (Any Cable Length Available)		
<b>Cable Type</b>	LL100 Standard (Other Cables Available)		

**Cable 4**

Parameters	2.4/5.0/6.0 GHz ISM Antenna		
<b>Standards</b>	WiFi, BT, ZigBee, ISM, Sigfox, LoRa		
<b>Band (MHz)</b>	2.4 GHz	5.0 GHz	6.0 GHz
<b>Frequency (MHz)</b>	2410-2490	4920-5925	5925-7125
<b>Return Loss (dB)</b>	~-9.6	~-7.2	~-15.7
<b>VSWR</b>	~2.0:1	~2.9:1	~1.4:1
<b>Efficiency (%)</b>	~52.7	~15.5	~12.4
<b>Peak Gain (dBi)</b>	~3.7	~0.0	~-4.5
<b>Average Gain (dB)</b>	~-2.8	~-8.7	~-9.1
<b>Impedance (Ohm)</b>	50		
<b>Polarisation</b>	Linear		
<b>Radiation Pattern</b>	Omni-Directional		
<b>Max. Input Power (W)</b>	25		
<b>Connector Type</b>	SMA-Male-RP Standard (Other Connectors Available)		
<b>Cable Length</b>	300 cm Standard (Any Cable Length Available)		
<b>Cable Type</b>	LL100 Standard (Other Cables Available)		

**Antenna Measurement Conditions:**

Mounted on Plastic Plate of 30 x 30 cm

200 cm of Cable LL100

Measured in Certified CTIA 3D Anechoic Chamber

Cable 5

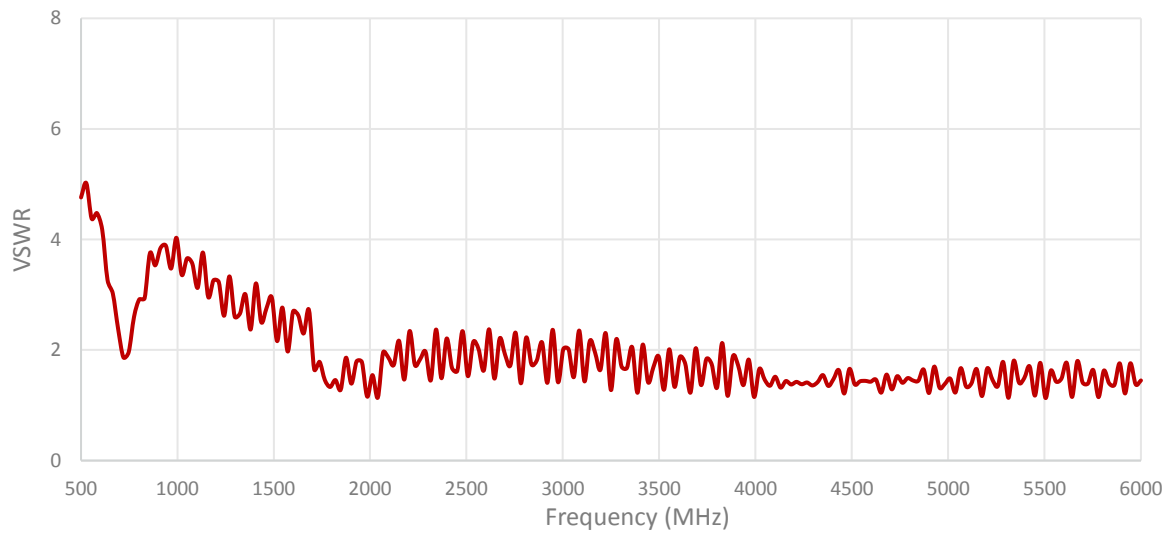
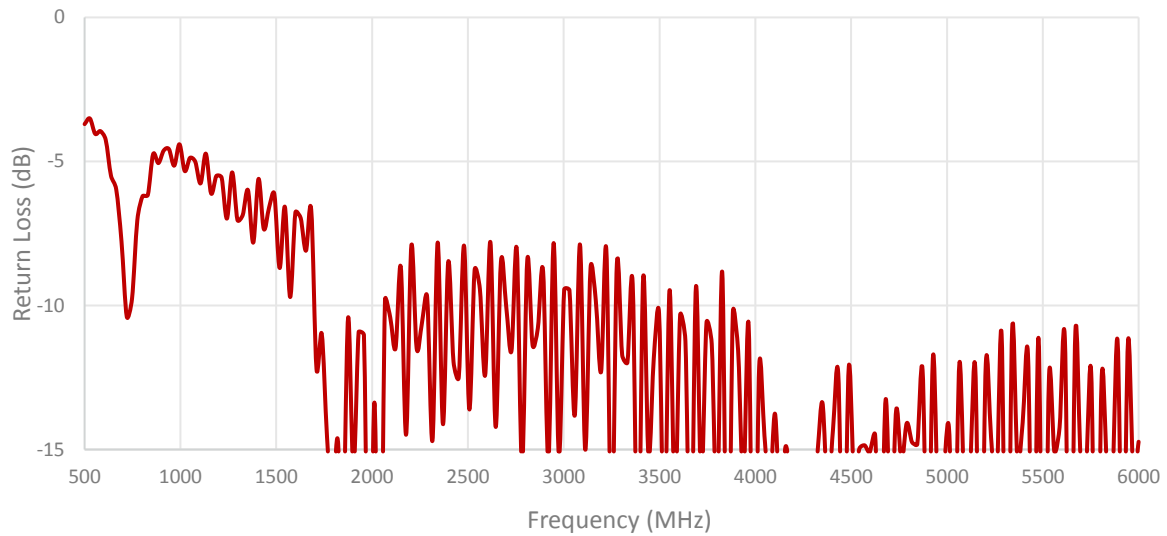
Parameters	GPS/GLONASS Antenna	
	GPS/QZSS/Galileo	GLONASS
<b>Standards</b>		
<b>Band (MHz)</b>	1575	1602
<b>Frequency(MHz)</b>	1575.42	1598-1610
<b>Patch Size (mm)</b>	25 x 25 x 4	
<b>Return Loss (dB)</b>	<=-15.0 dB	
<b>VSWR</b>	<=1.4:1 dB	
<b>Impedance</b>	50	
<b>Radiation Pattern</b>	Hemispherical	
<b>Polarization</b>	RHCP	
<b>Saw Filter</b>	Pre-filter	
<b>Active Gain (dB)</b>	28 @ 2.7 V	
<b>Noise Figure (dB)</b>	1.5 Typ	
<b>Voltage (V)</b>	1.5 – 3.6	
<b>Current Consumption (mA)</b>	9 Typ	
<b>Power Consumption (mW)</b>	24.3 Typ	
<b>ESD Protection (kV)</b>	2kV	
<b>Connector Type</b>	SMA-Male Standard (Other Connectors Available)	
<b>Cable Length</b>	300 cm Standard (Any Cable Length Available)	
<b>Cable Type</b>	LL100 Standard (Other Cables Available)	

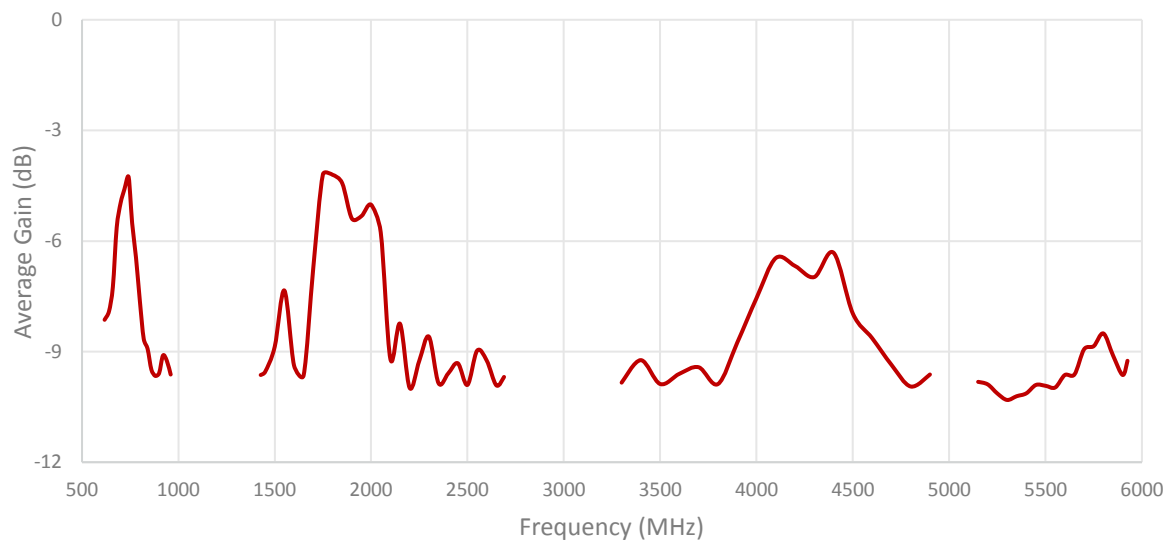
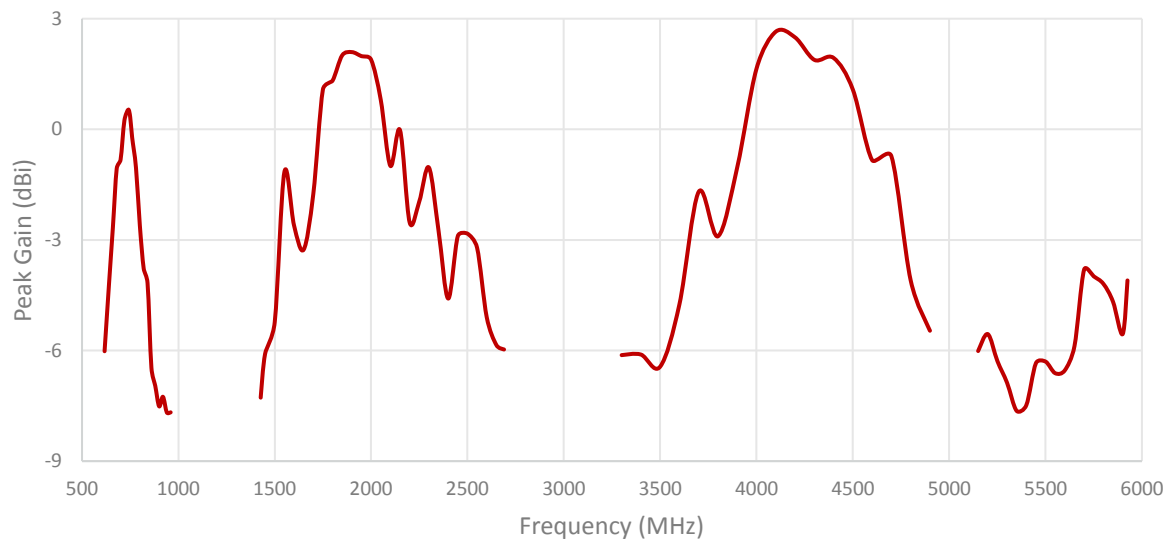
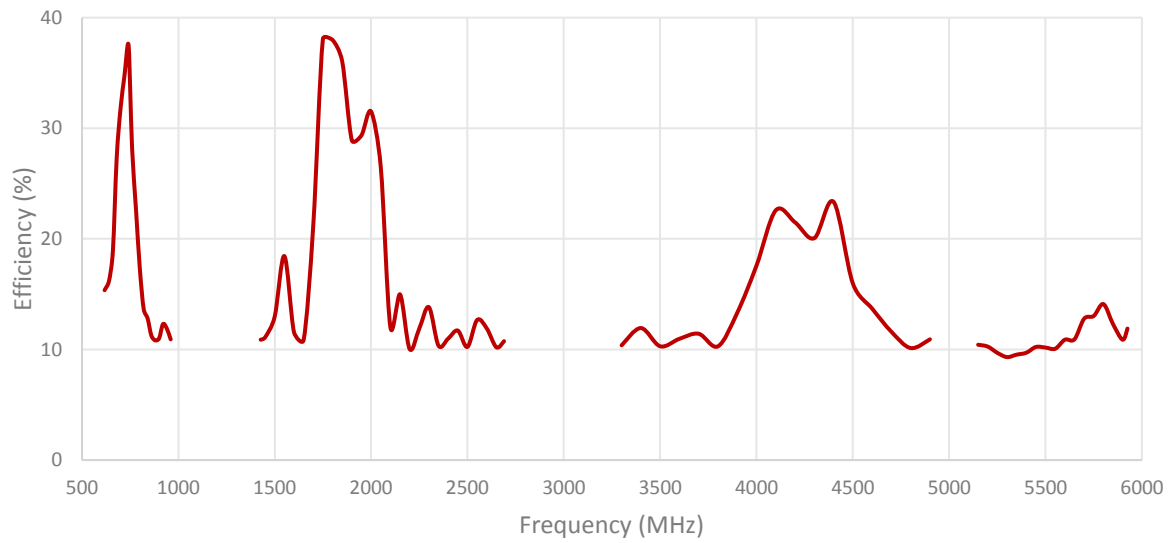
## 2. Mechanical and environmental specifications

Specifications	2J6586BGFa-M18-SP
<b>Mounting Type</b>	Screw Mount
<b>Dimensions (mm)</b>	Ø 136 × 31.5
<b>Recommended Torque (Nm)</b>	6 Nm
<b>Radome</b>	ASA
<b>Radome color</b>	Black
<b>Antenna Base</b>	Zamak
<b>Operating Temperature (C)</b>	-40 to +85
<b>Storage Temperature (C)</b>	-40 to +85
<b>Substance Compliance</b>	RoHS
<b>Certificates</b>	IK09, IP67, IP69K

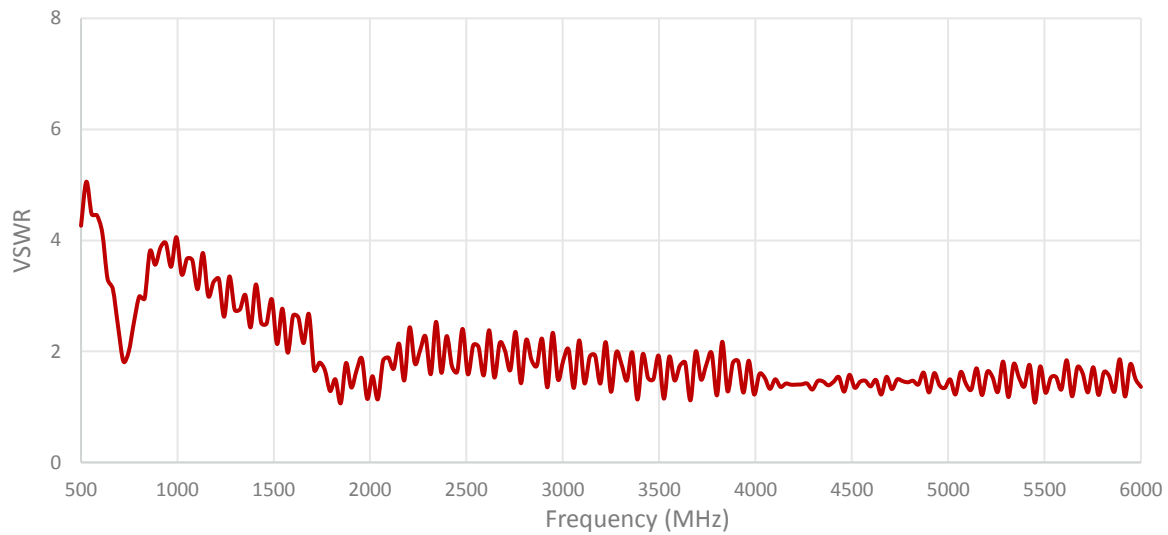
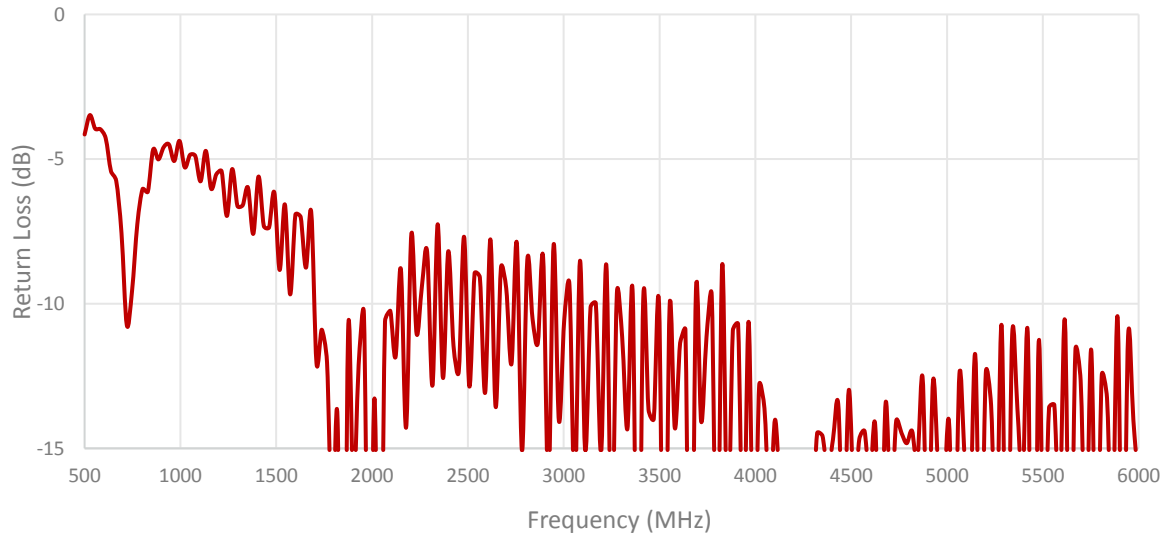
## 3. Antenna parameters

Cable 1: 5GNR

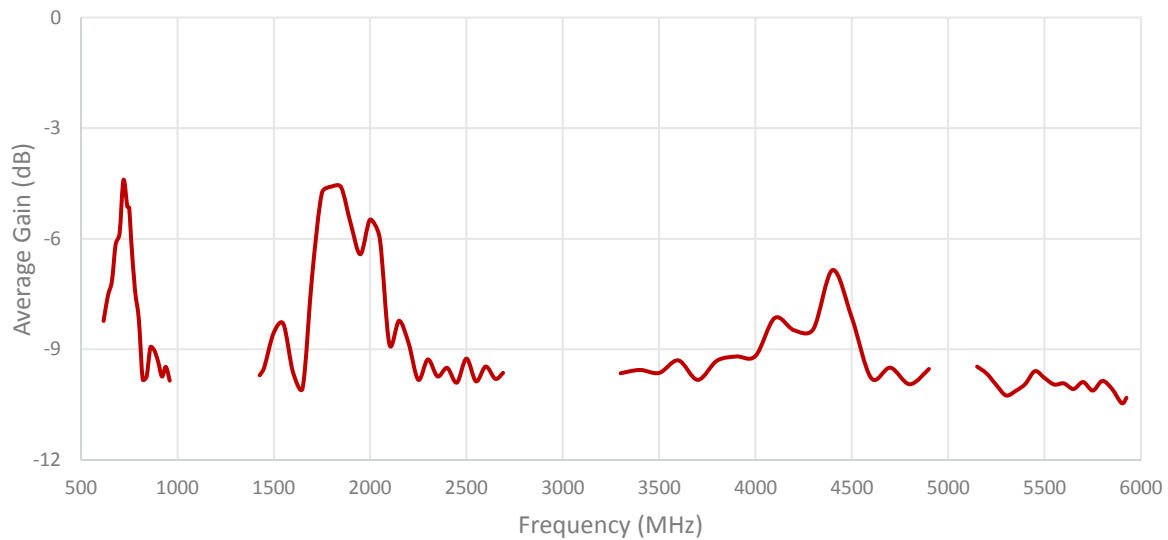
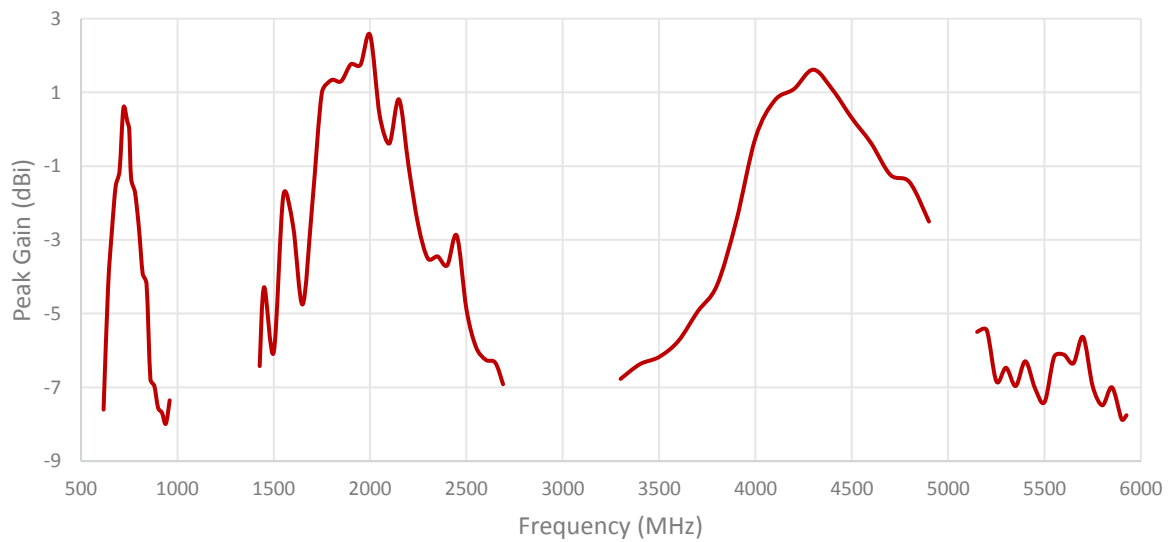
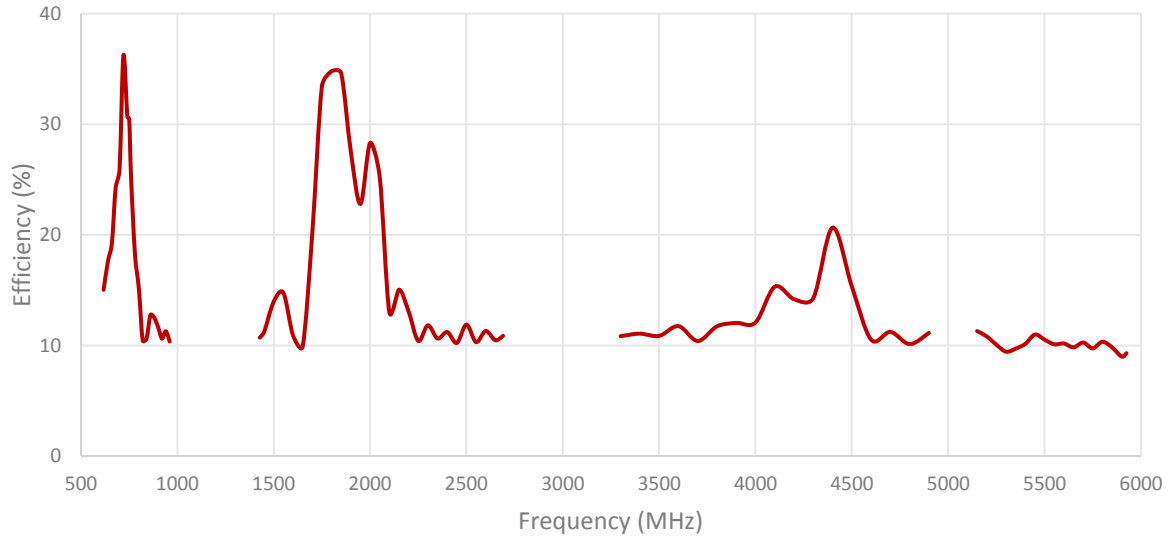




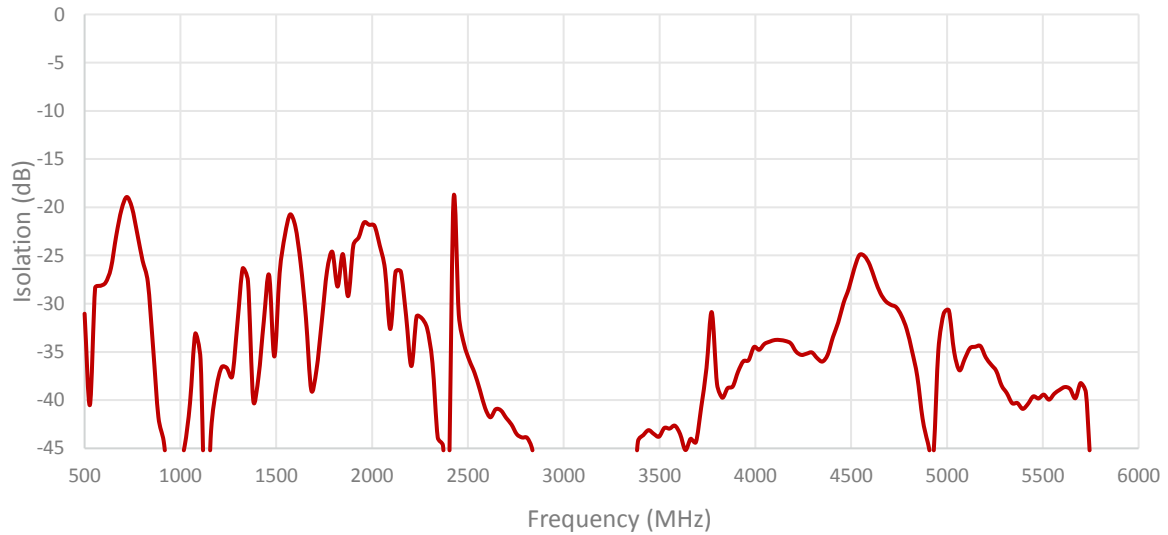
Cable 2: 5GNR



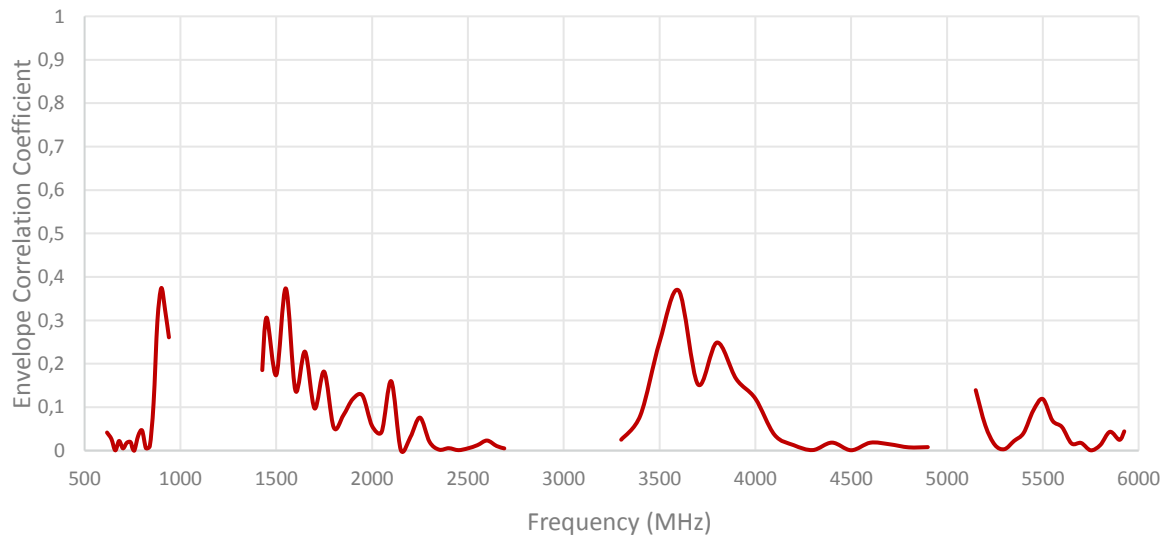




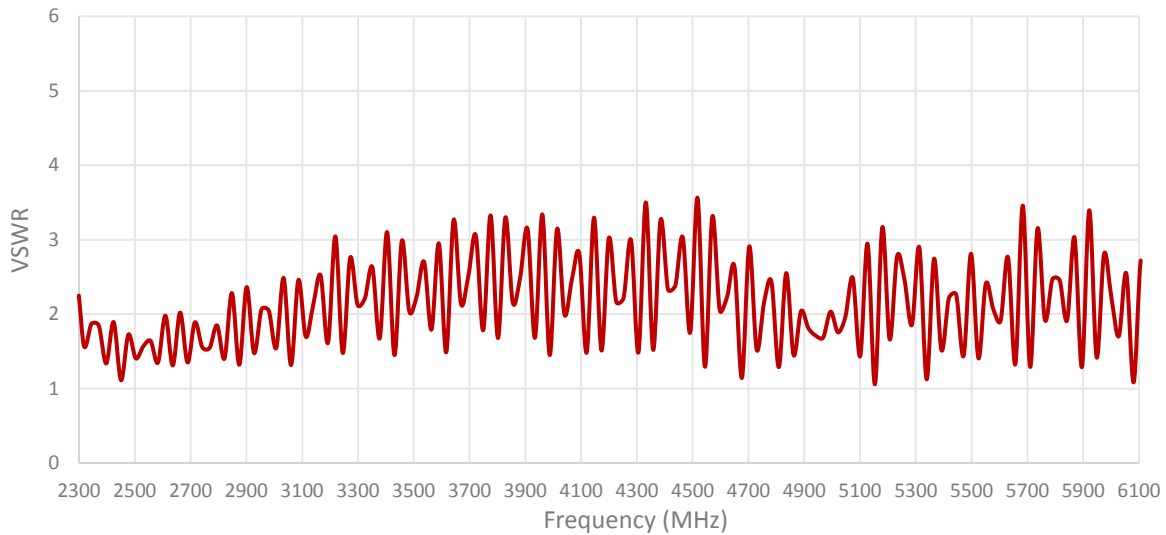
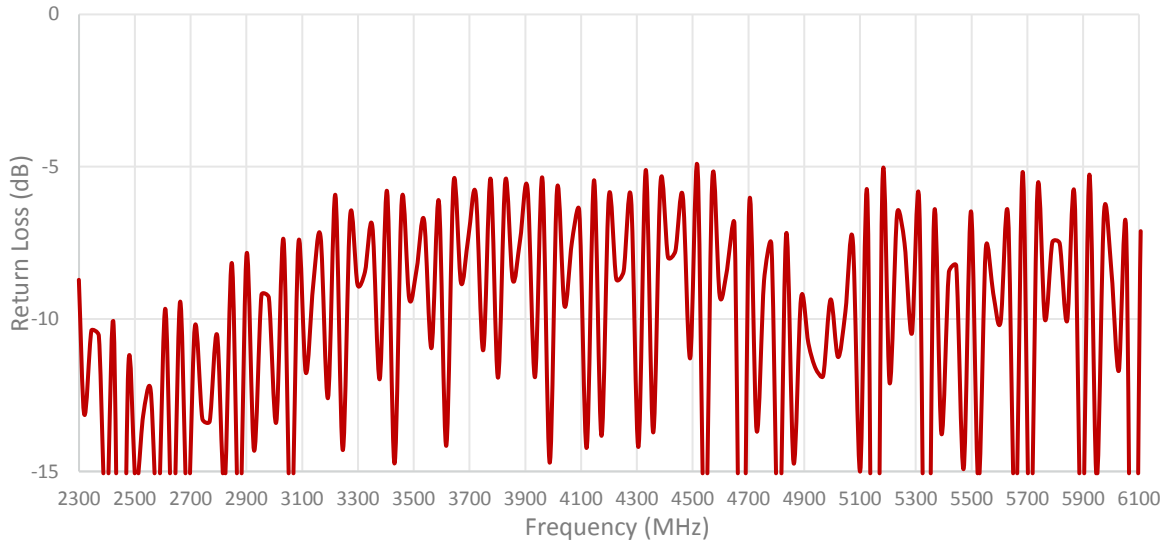
## ISOLATION FOR CABLES 1 AND 2

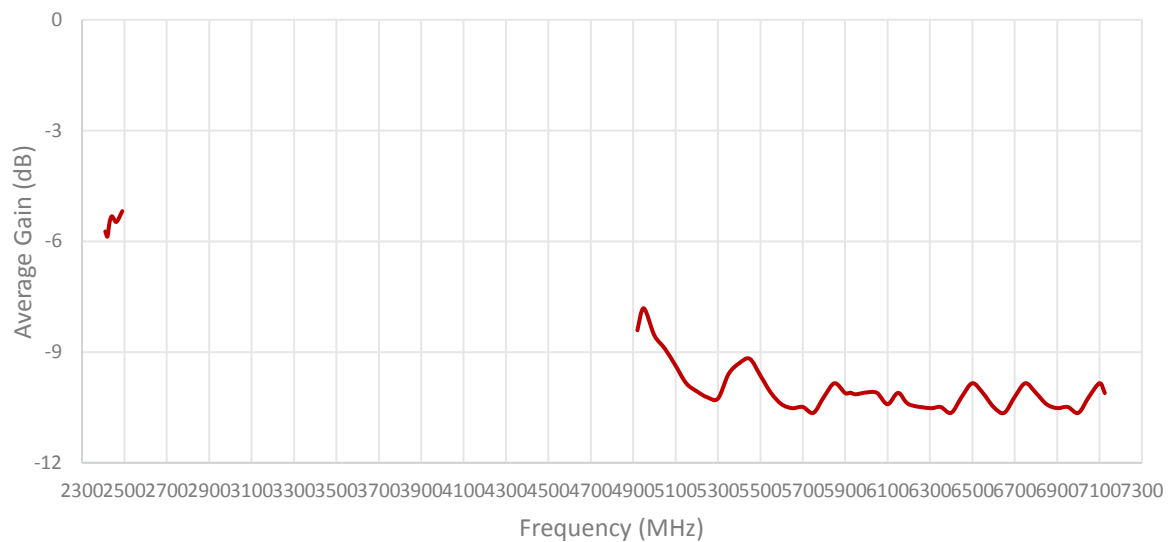
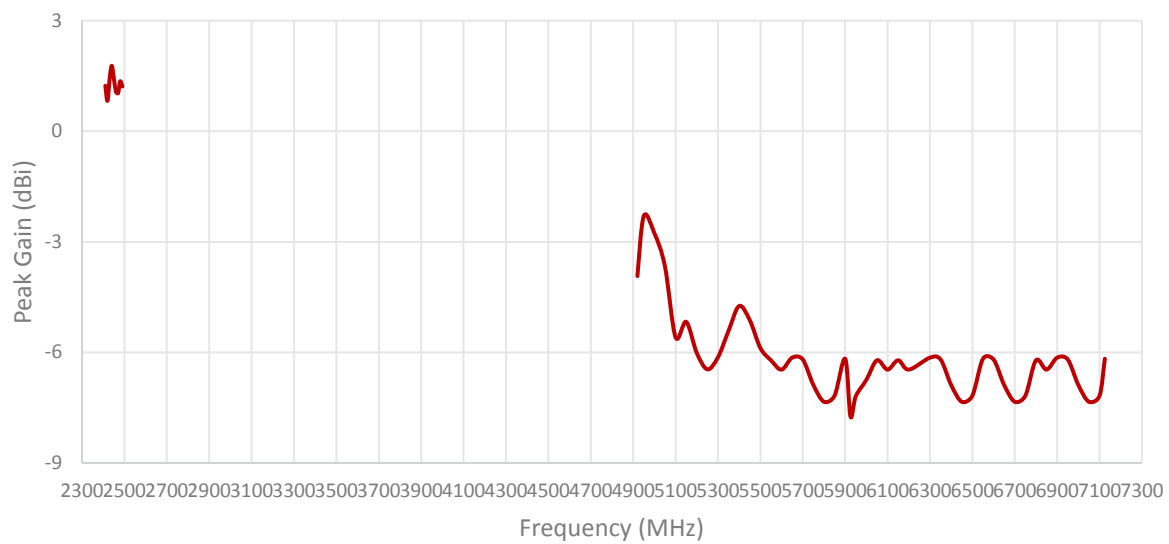
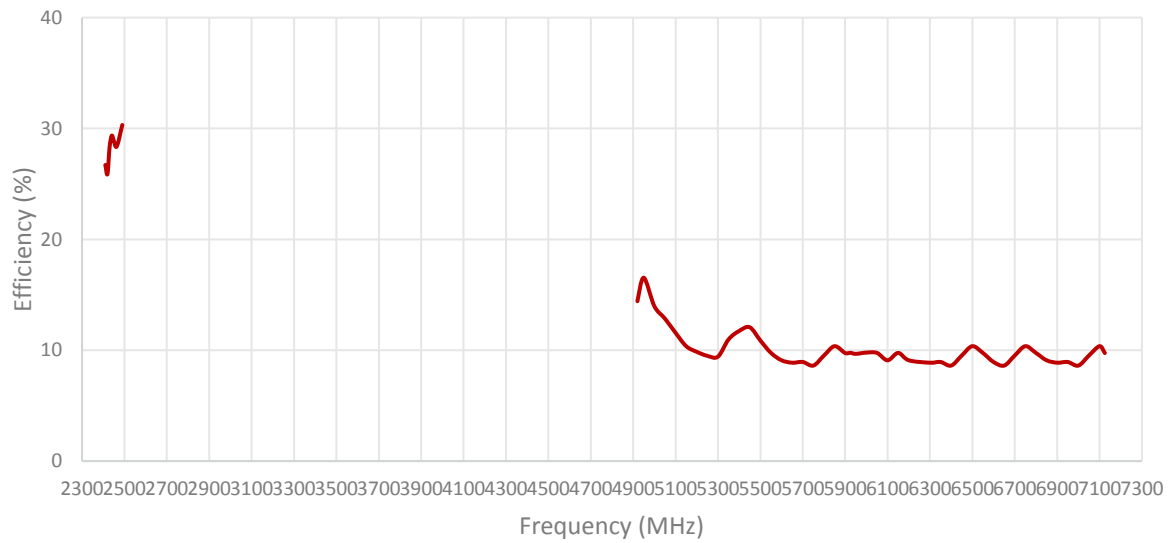


## ENVELOPE CORRELATION COEFFICIENT FOR CABLES 1 AND 2

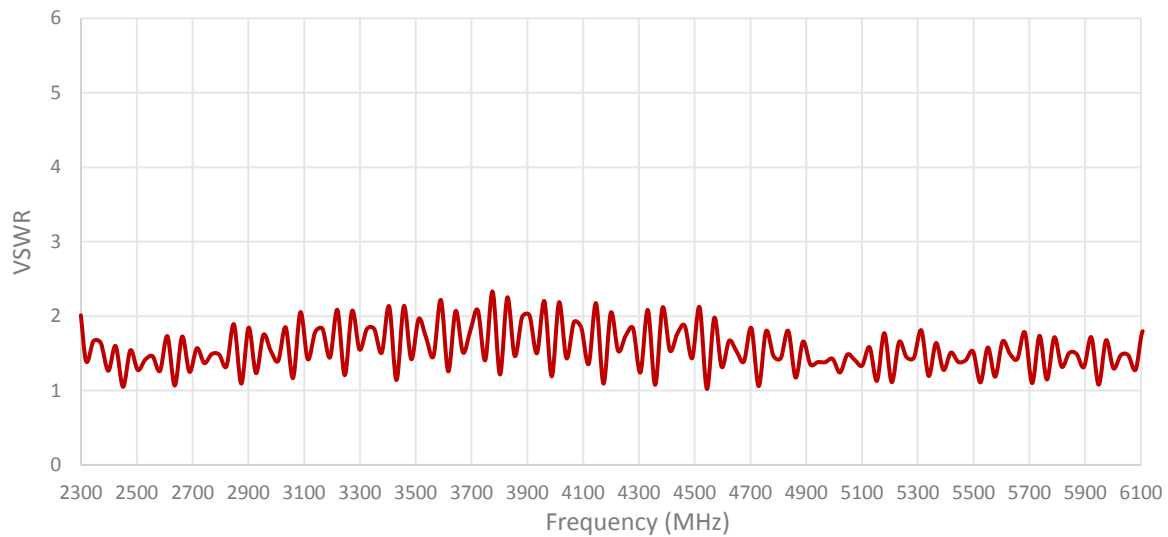
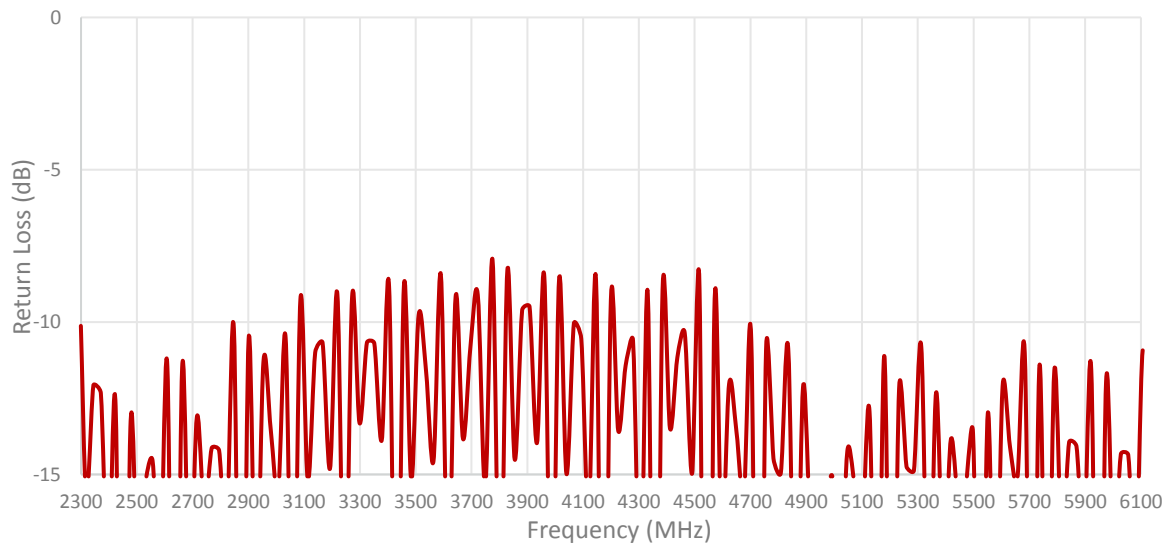


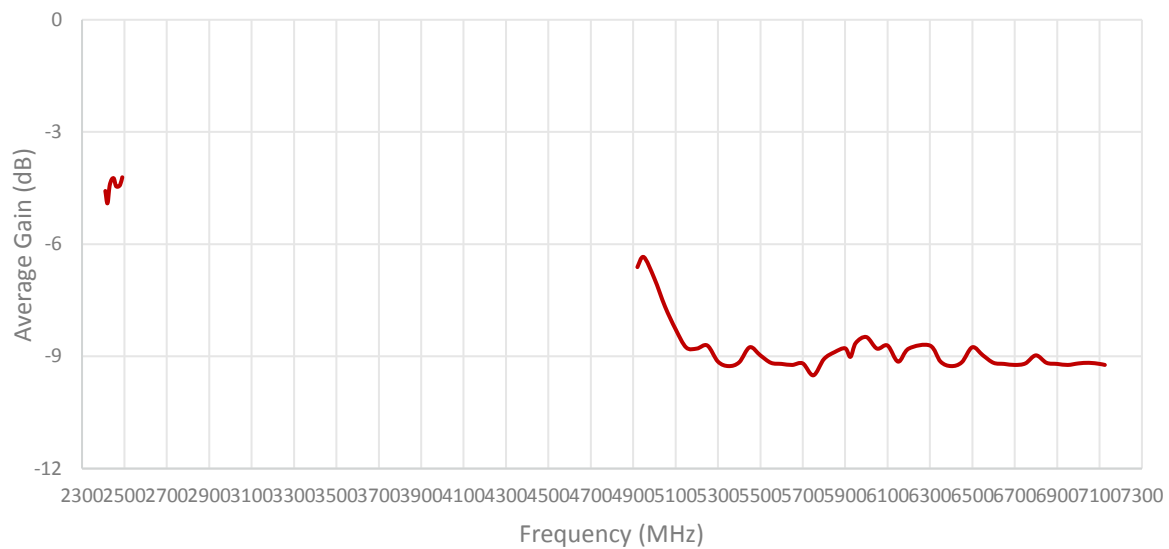
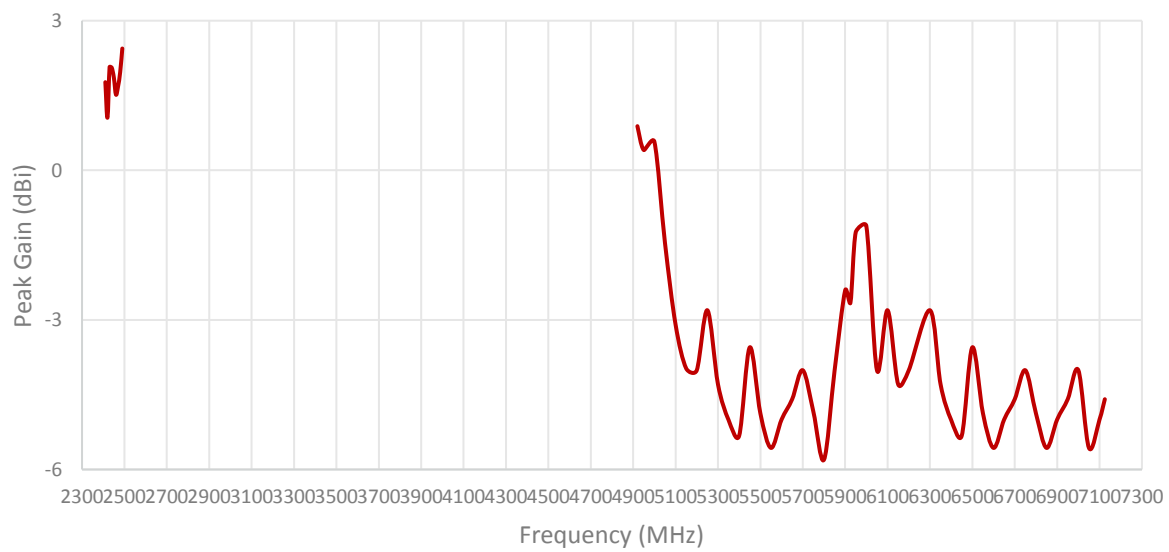
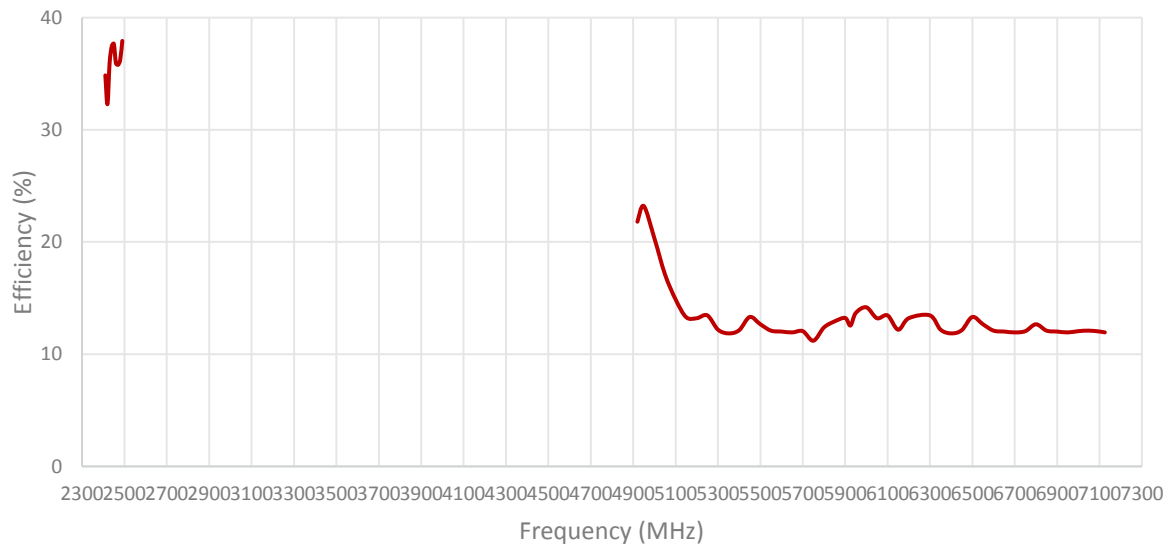
Cable 3: 2.4/5.0/6.0 GHz ISM



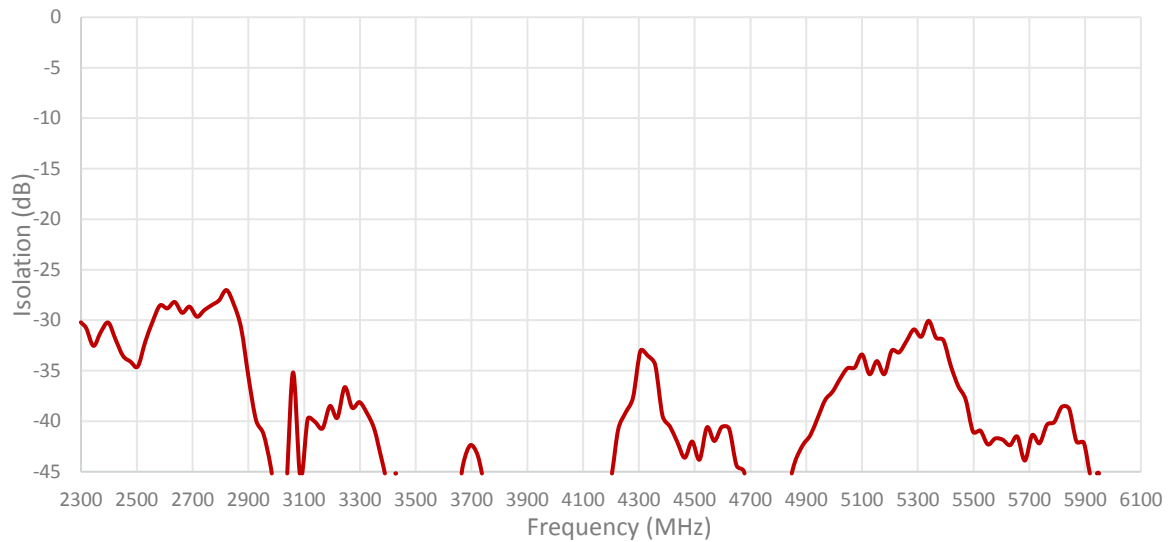


Cable 4: 2.4/5.0/6.0 GHz ISM

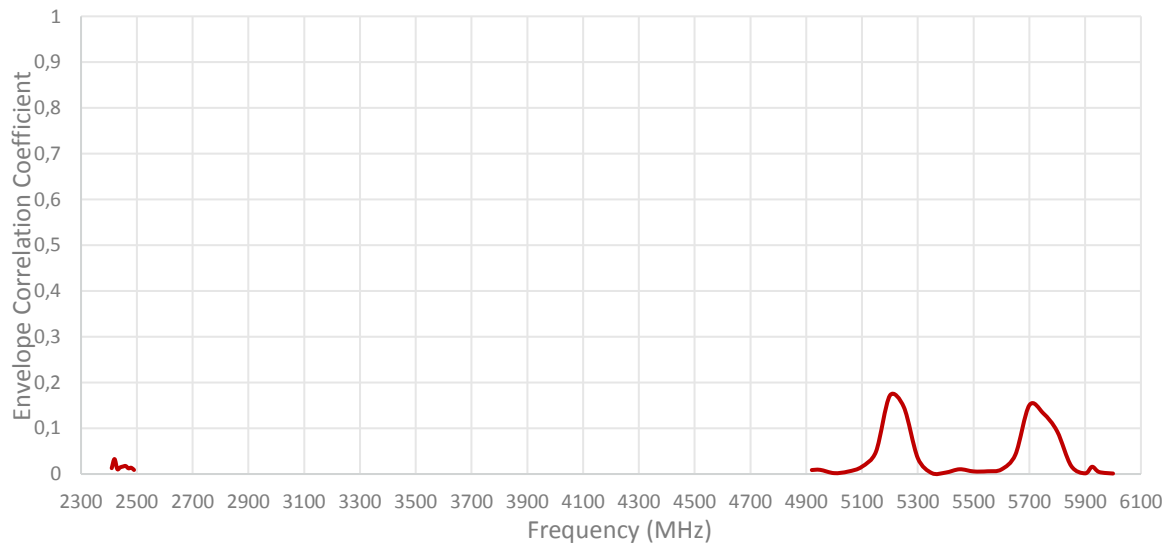


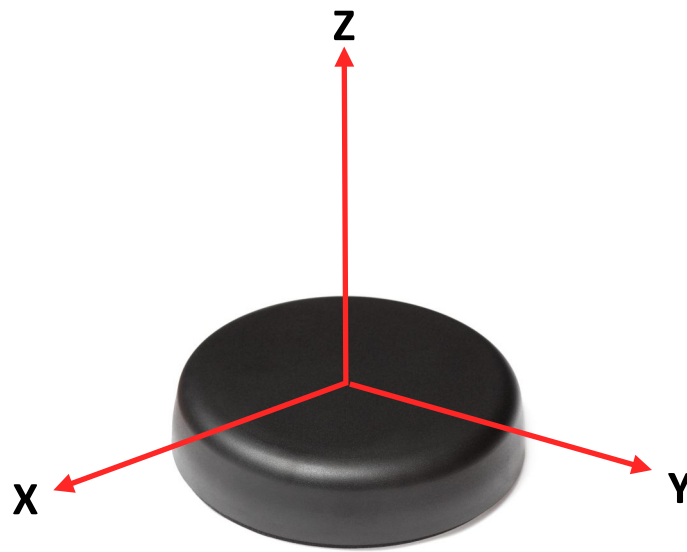


## ISOLATION FOR CABLES 3 AND 4



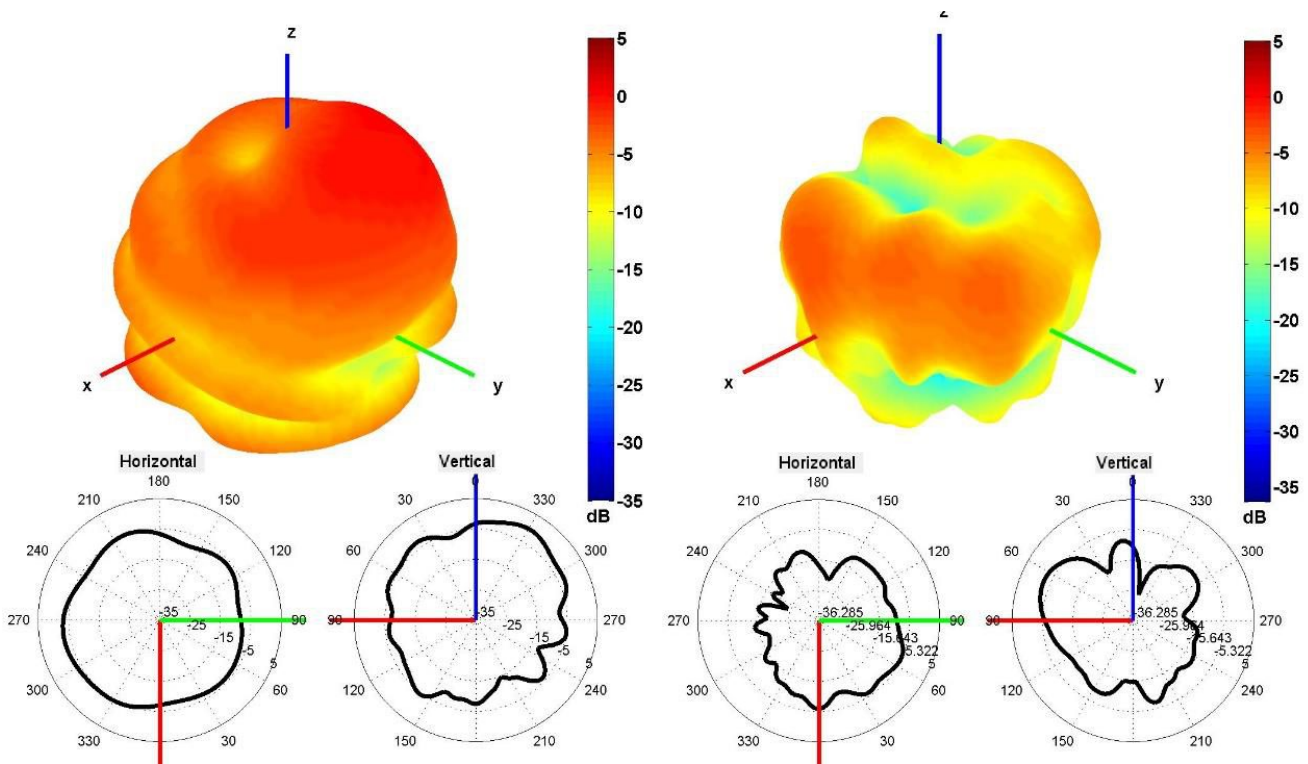
## ENVELOPE CORRELATION COEFFICIENT FOR CABLES 3 AND 4





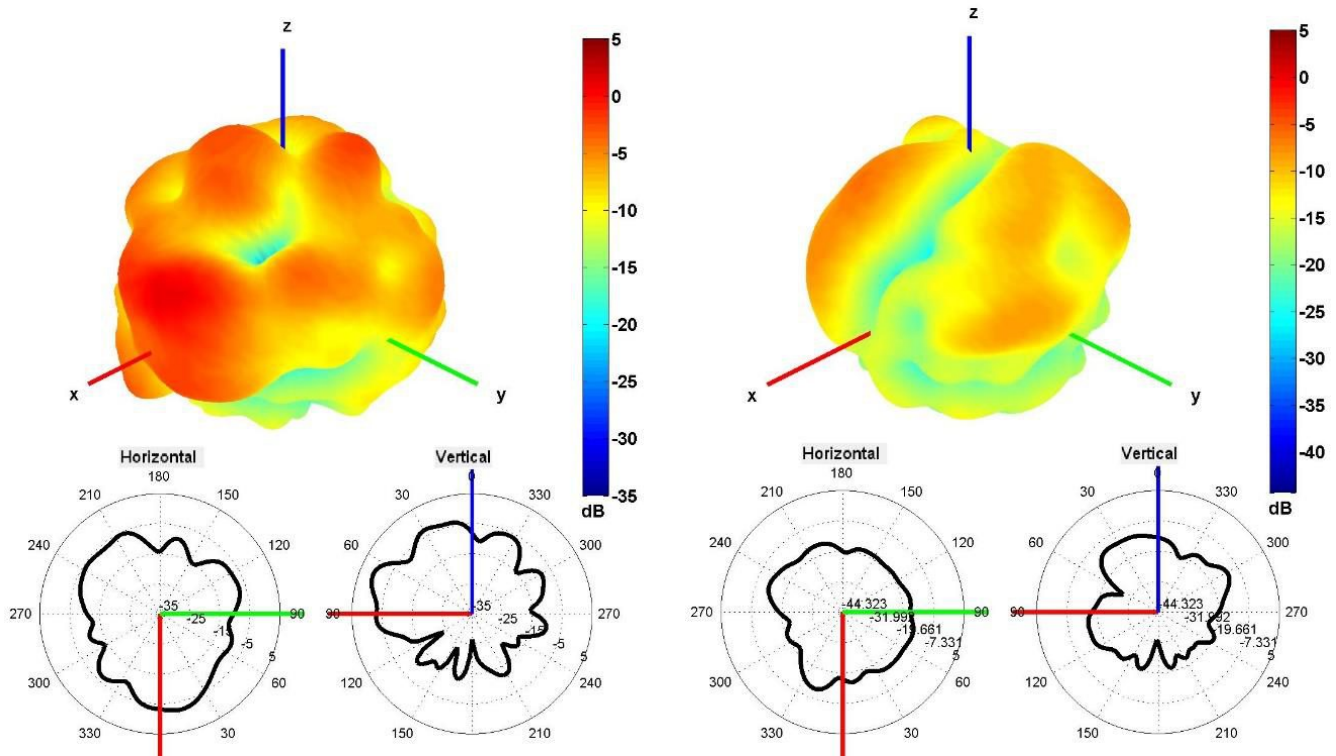
Radiation pattern reference

Cable 1: 5GNR



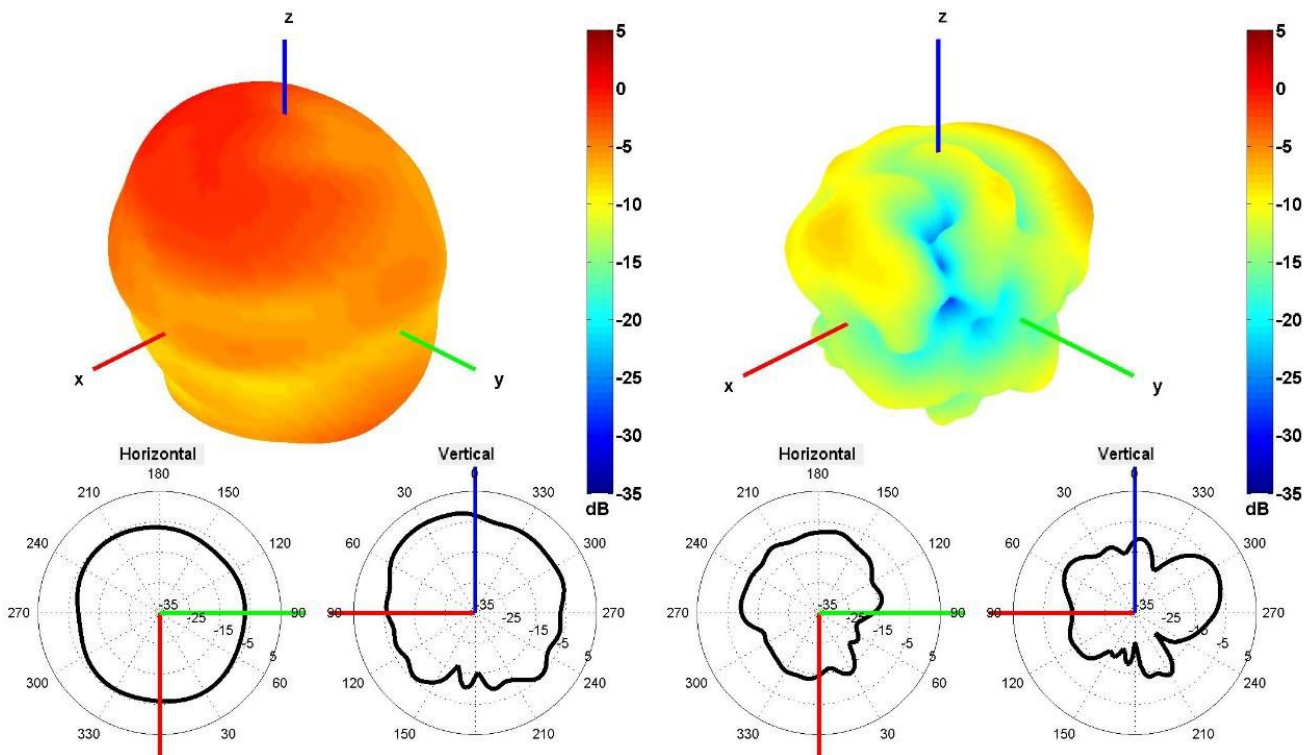
740 and 2500 MHz Radiation pattern



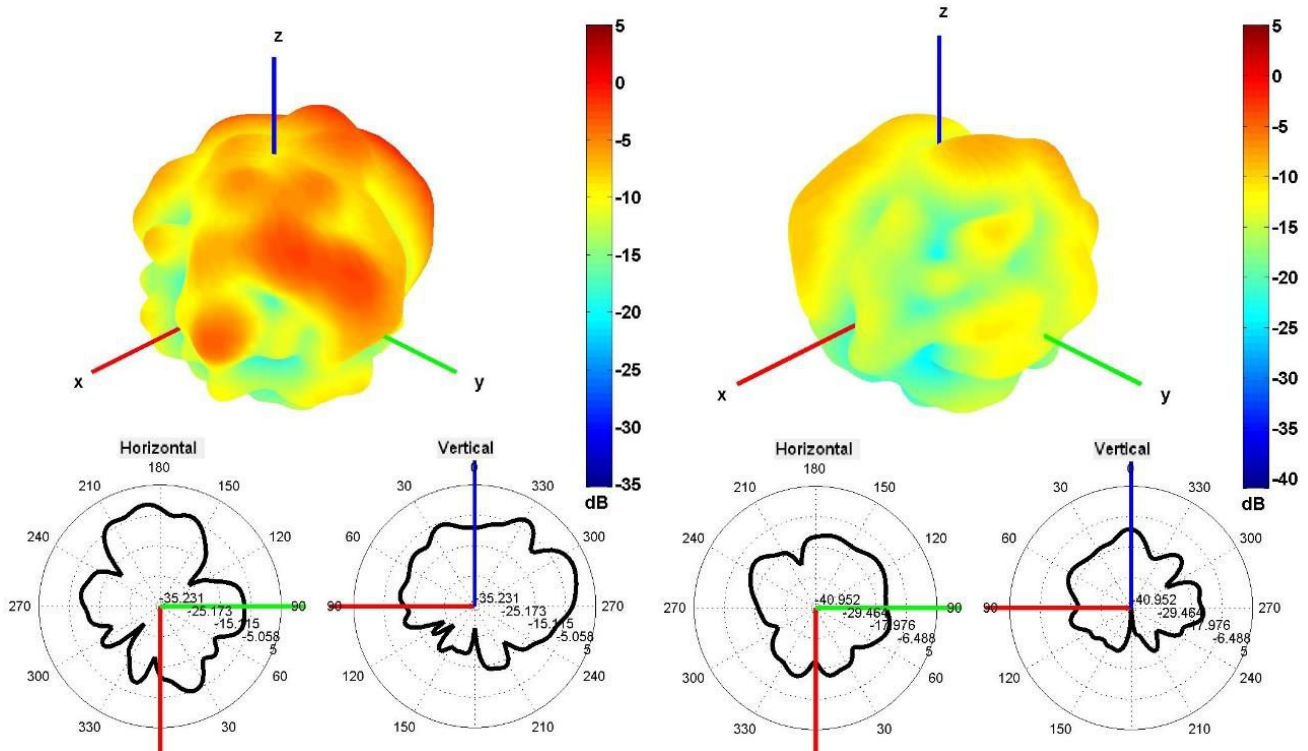


450 and 550 MHz Radiation pattern

Table 2: 5GNR

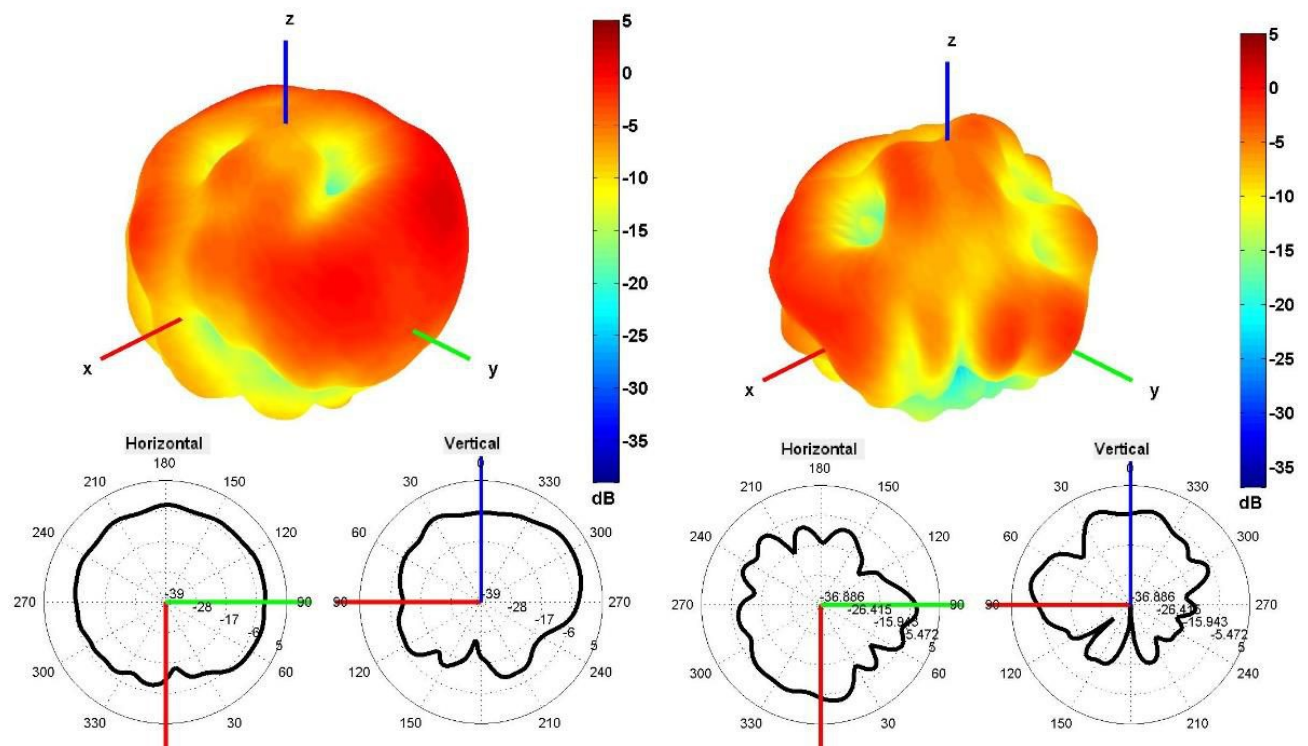


740 and 2500 MHz Radiation pattern

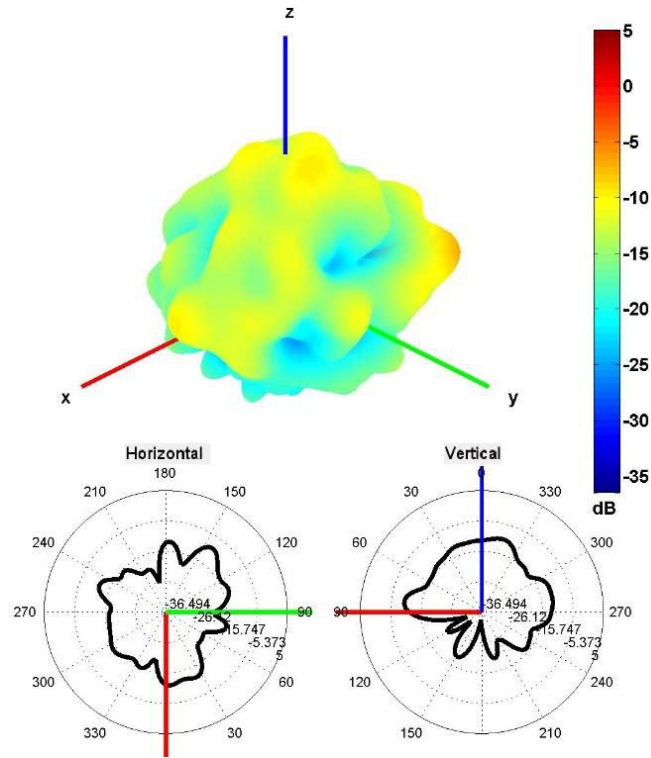


4500 and 5500 MHz Radiation pattern

Cable 3: 2.4/5.0/6.0 GHz ISM

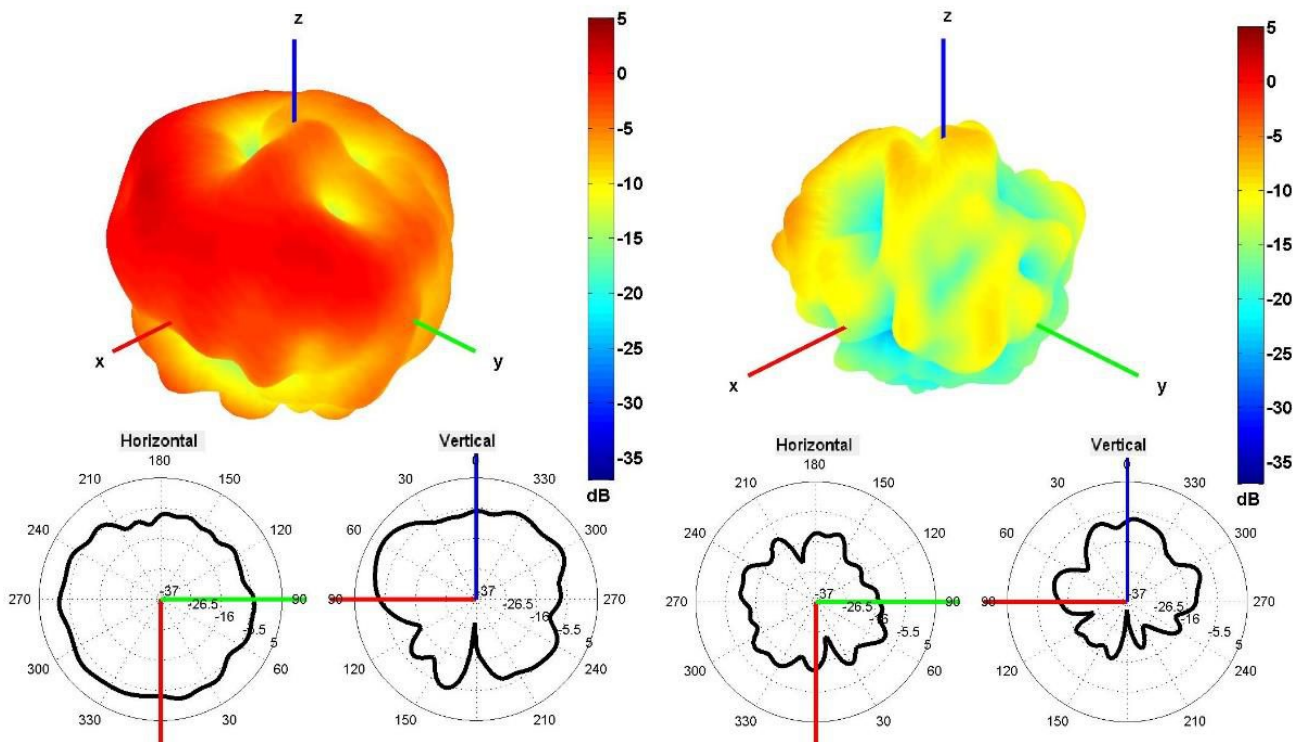


2450 and 5500 MHz Radiation pattern

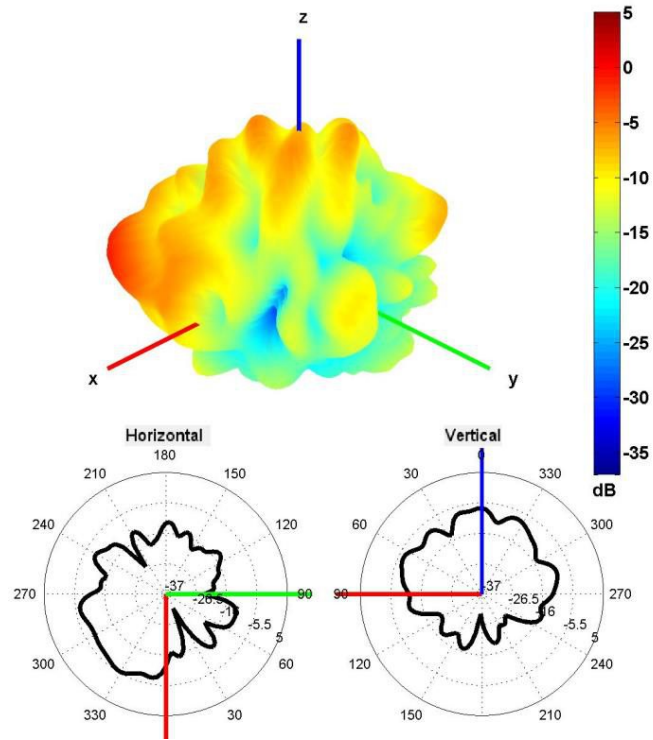


6500 MHz Radiation pattern

Table 4: 2.4/5.0/6.0 GHz ISM

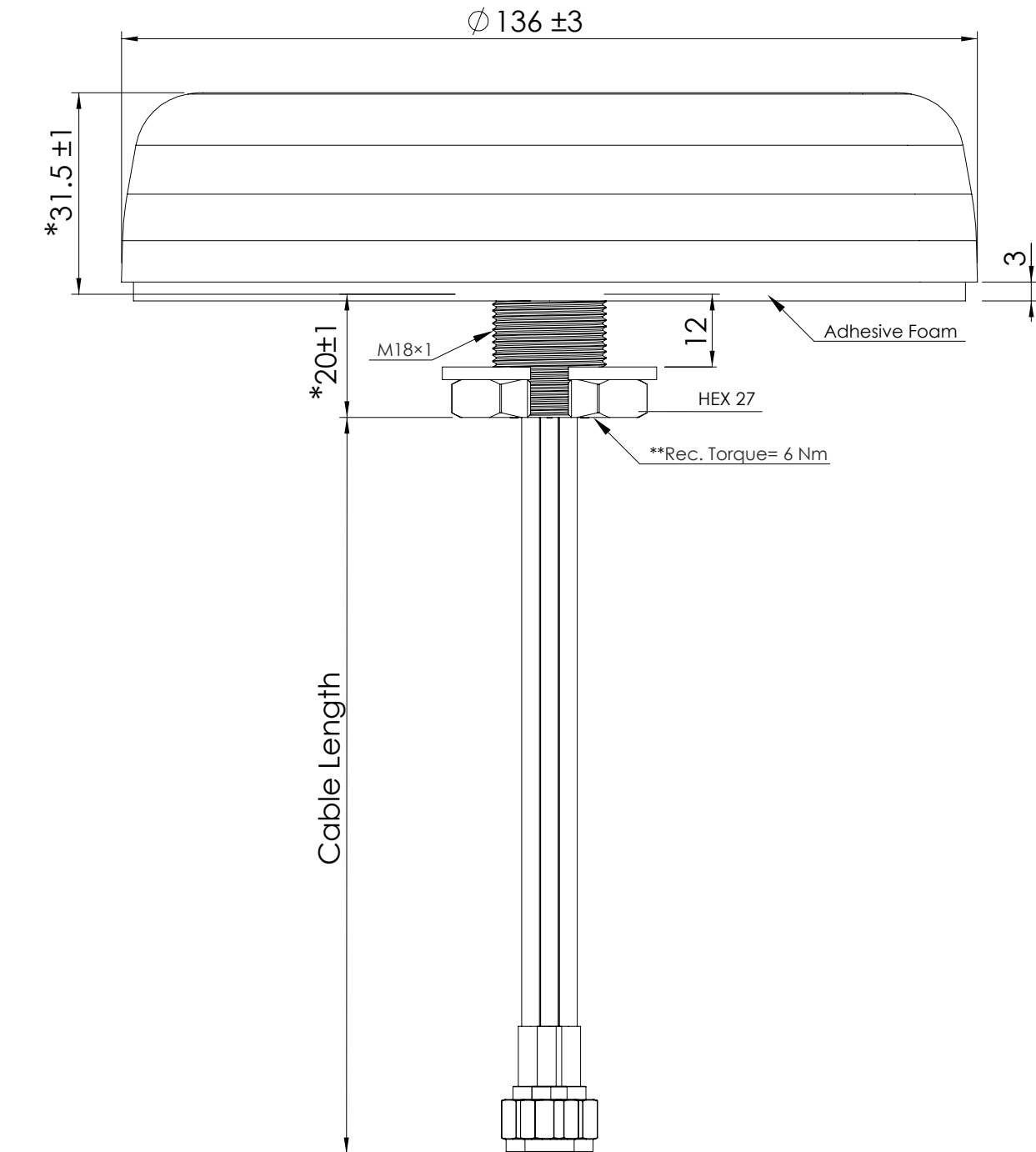


2450 and 5500 MHz Radiation pattern

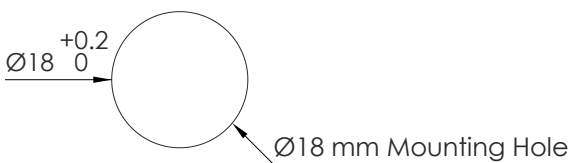


6500 MHz Radiation pattern

## 4. Antenna drawings



### Mounting hole



Max. mounting thickness 12mm  
 Note: Dimensions are in millimeters  
 \*Dimensions are after mounting  
 \*\*Recommended Torque= 6 Nm

5. Antenna Images

