

## 2J0819-C708N

### 169 MHz ISM-ERMES Connector Mount Antenna

#### Key Features

##### 169 MHz ISM-ERMES

- 169.4-169.8 MHz

Connector Mount

Ground Plane Dependent

Dimensions Ø 13.2 × 70,4 mm



## 1. Antenna and electrical specifications

Cable 1

Parameters	169 MHz ISM Antenna
<b>Standards</b>	ERMES, ISM, VHF
<b>Band (MHz)</b>	169 MHz
<b>Frequency (MHz)</b>	169.4-169.8
<b>Return Loss (dB)</b>	~-10.0
<b>VSWR</b>	~2.5:1
<b>Impedance (Ohm)</b>	50
<b>Polarisation</b>	Linear
<b>Radiation Pattern</b>	Omni-Directional
<b>Max. Input Power (W)</b>	25
<b>Connector Type</b>	SMA-Male Standard

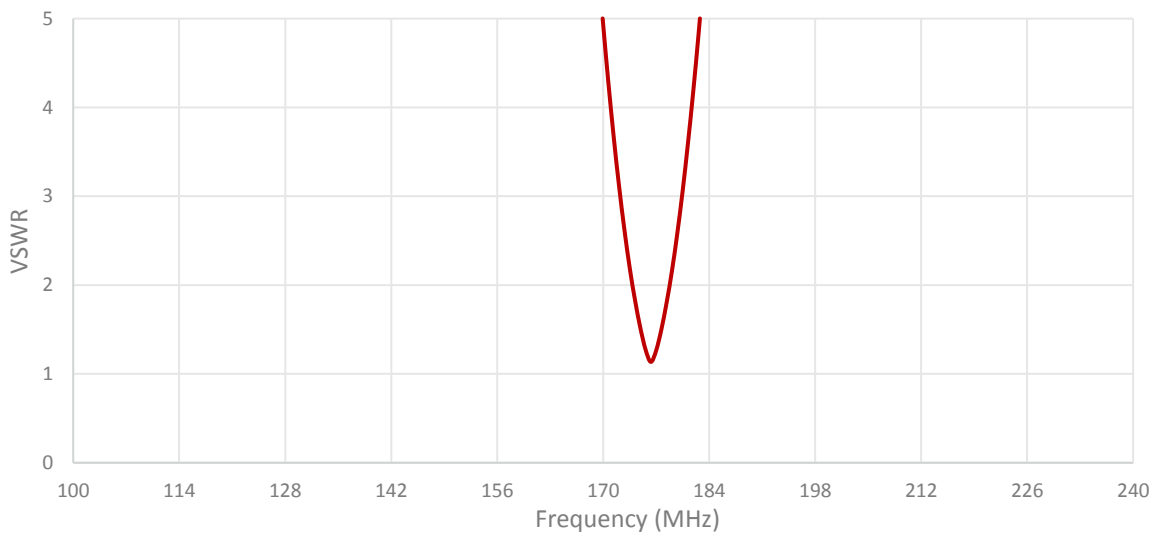
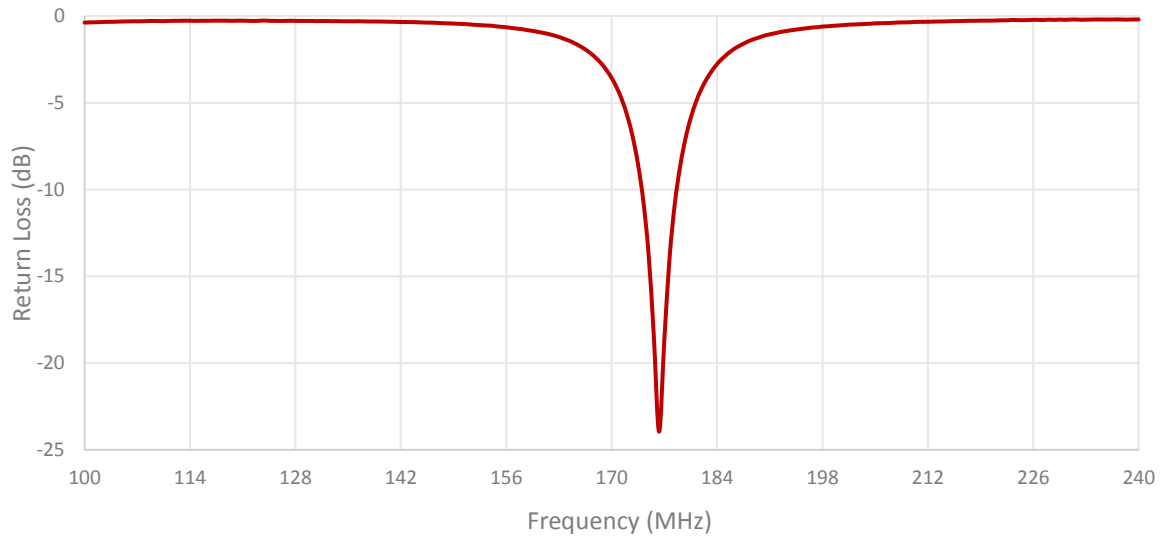
**Antenna Measurement Conditions:**

Mounted on Ground Plane of 150 x 50 mm

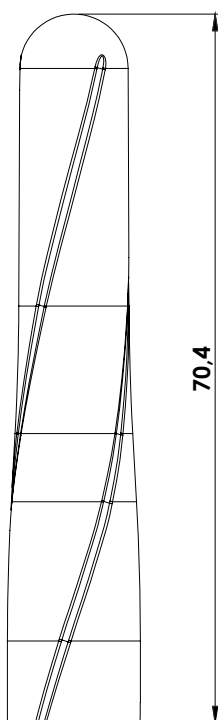
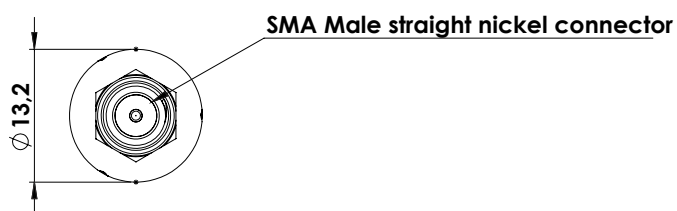
## 2. Mechanical and environmental specifications

Specifications	2J0819-C708N
<b>Mounting Type</b>	Connector Mount
<b>Dimensions (mm)</b>	Ø 13.2 x70.4
<b>Radome</b>	TPE UV Stable
<b>Radome color</b>	Black
<b>Operating Temperature (C)</b>	-40 to +85
<b>Storage Temperature (C)</b>	-40 to +85
<b>Substance Compliance</b>	RoHS

### 3. Antenna parameters



## 4. Antenna drawings



## 5. Antenna Images

