

# 2J0801CF-C40G-A38G

## GNSS Active Connector Mount Antenna

### Key Features

GPS/GLONASS/BeiDou/QZSS/Galileo

- 1561-1606 MHz

Connector Mount

28 dB Gain

Pre-Filter

Low Noise Figure

Low Power Consumption

Ground Plane Dependent

Dimensions  $\varnothing$  13.2 × 19 × 81.5 mm



## 1. Antenna and electrical specifications

Parameters	GNSS Ceramic Active Antenna		
	BeiDou	GPS/QZSS/Galileo	GLONASS
<b>Standards</b>	BeiDou	GPS/QZSS/Galileo	GLONASS
<b>Bands (MHz)</b>	1561	1575	1602
<b>Frequency (MHz)</b>	1561.098	1575.42	1598-1606
<b>Passive Gain (dBi)</b>	~3.5	~3.4	~3.2
<b>Impedance (Ohms)</b>	50		
<b>Radiation Pattern</b>	Hemispherical		
<b>Voltage Range (V)</b>	1.5 - 3.6		
<b>Active Gain (dB)</b>	28 @ 2.7 V		
<b>Noise Figure (dB)</b>	1.8 @ 2.7 V		
<b>Current Consumption (mA)</b>	9 @ 2.7 V		
<b>Power Consumption (mW)</b>	24.3 @ 2.7 V		
<b>Saw Filter Type</b>	Pre-Filter		
<b>Out of Band Rejection (dB)</b>	~43		
<b>ESD Protection (kV)</b>	6		
<b>Connector Type</b>	SMA Male R/A		

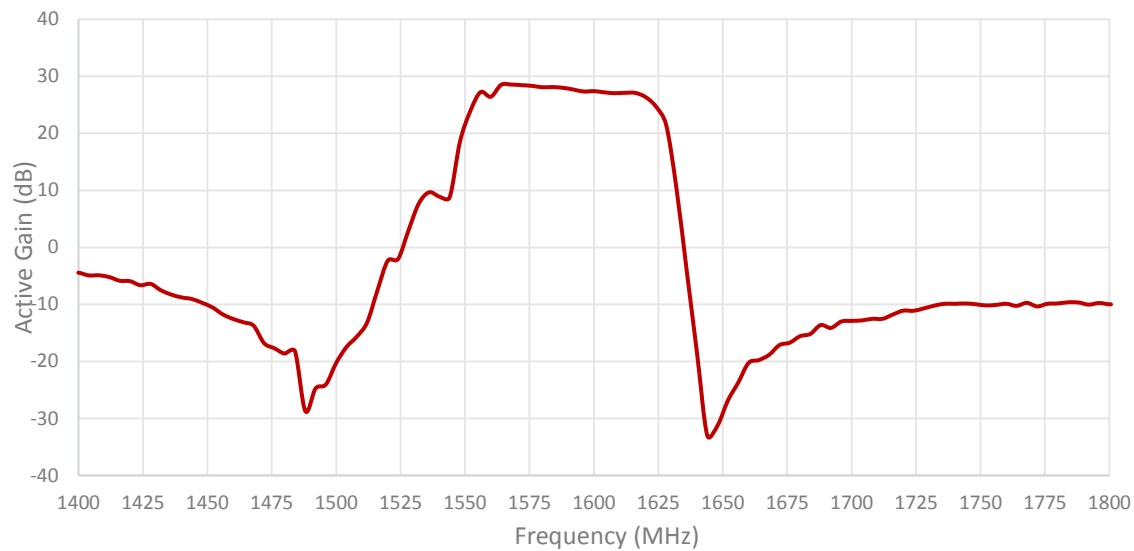
### Antenna Measurement Conditions:

Mounted on Ground Plane of 83.4 x 40.4 mm  
 Measured in Certified CTIA 3D Anechoic Chamber

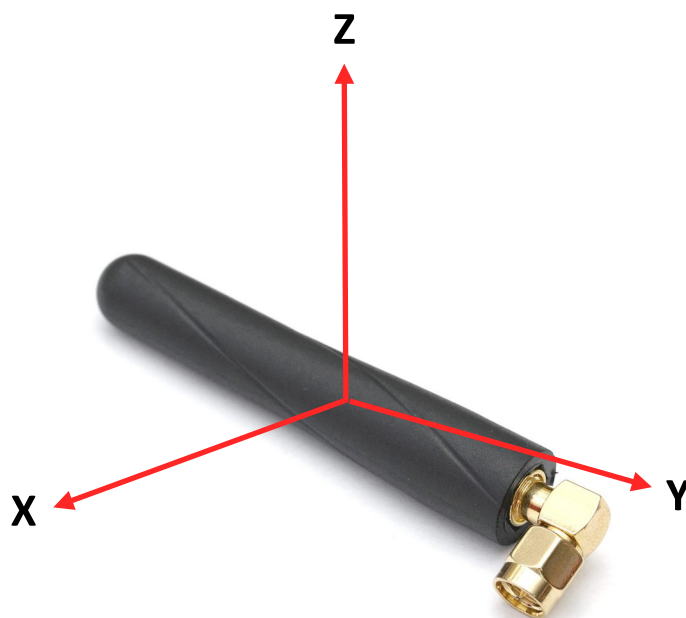
## 2. Mechanical and environmental specifications

Specifications	2J0801CF-C40G-A38G
<b>Mounting Type</b>	Connector Mount
<b>Dimensions (mm)</b>	Ø 13.2 × 19 × 81.5
<b>Radome</b>	TPE UV Stable
<b>Radome color</b>	Black
<b>Operating Temperature (C)</b>	-40 to +85
<b>Storage Temperature (C)</b>	-40 to +85
<b>Substance Compliance</b>	RoHS

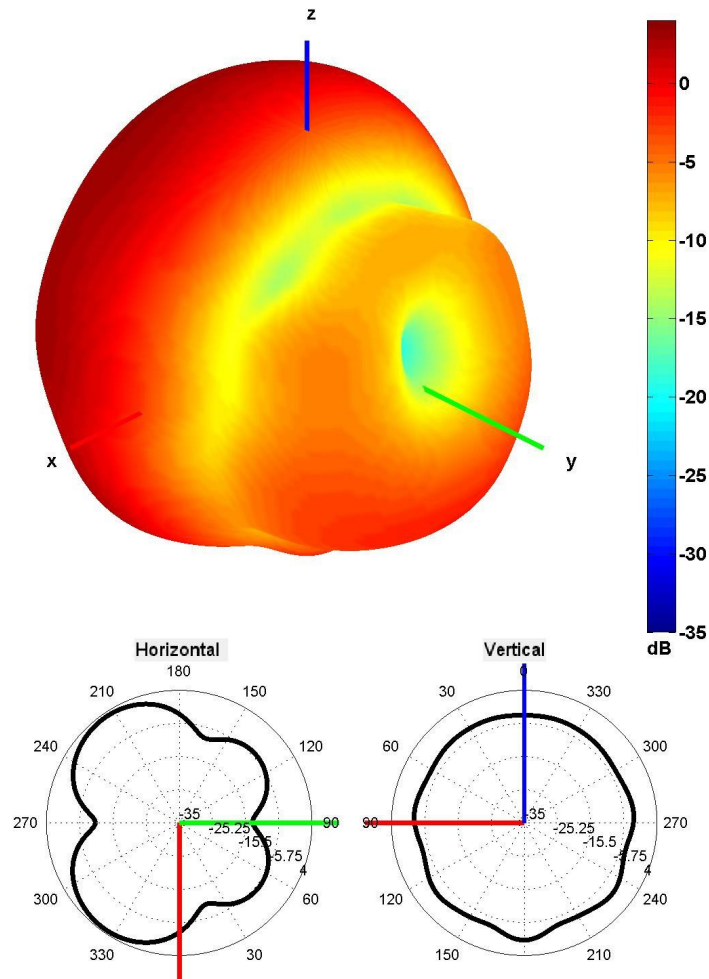
### 3. Antenna parameters



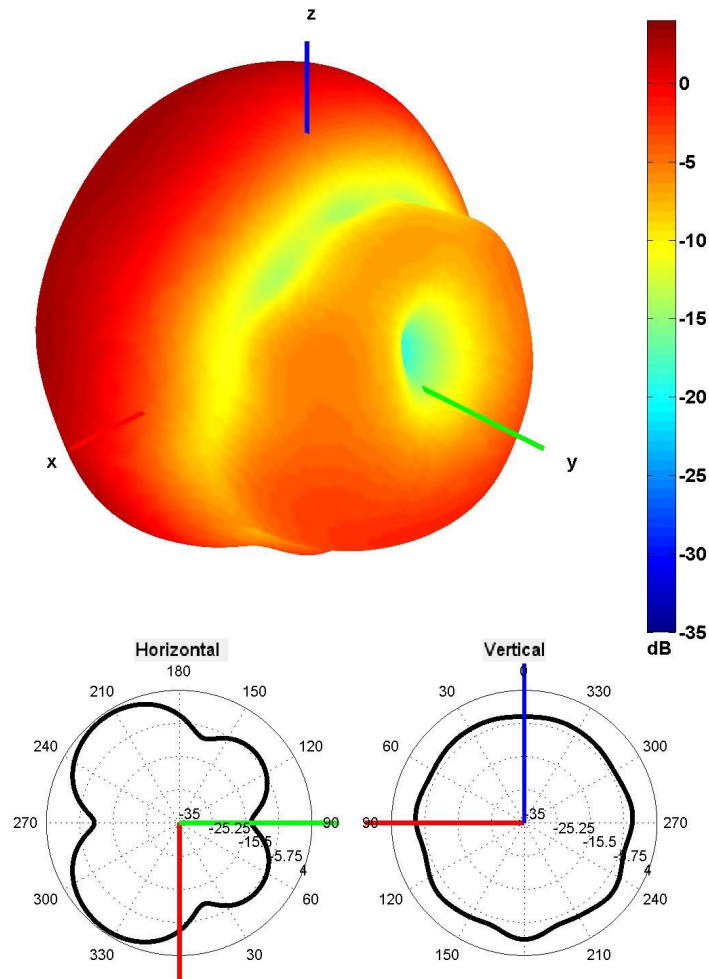
\* Measured at 3 V



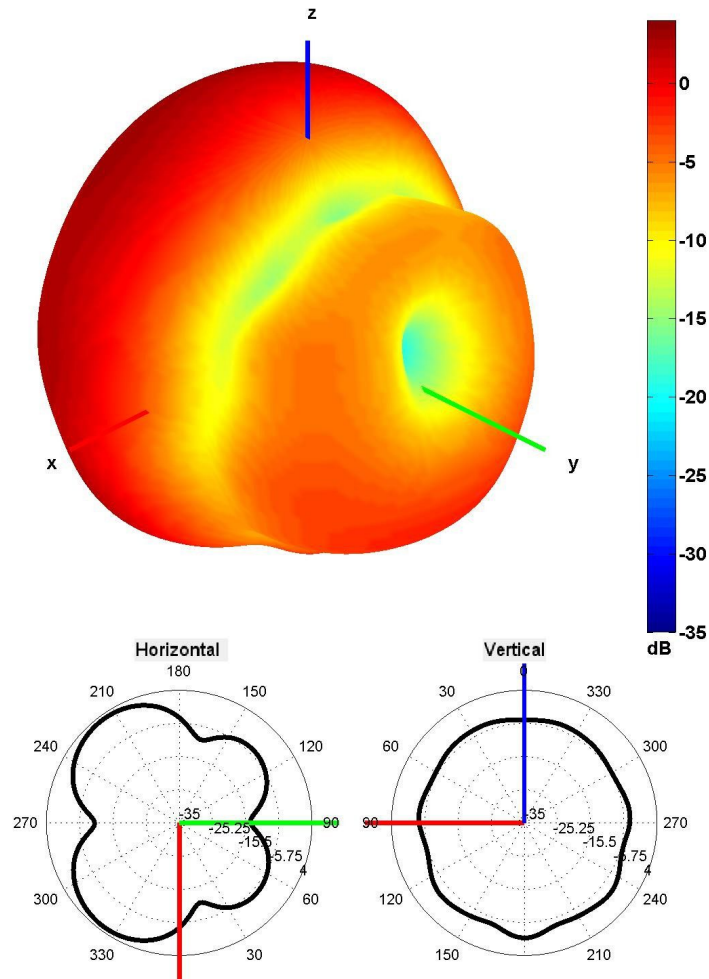
Radiation pattern reference



1560 MHz Radiation pattern

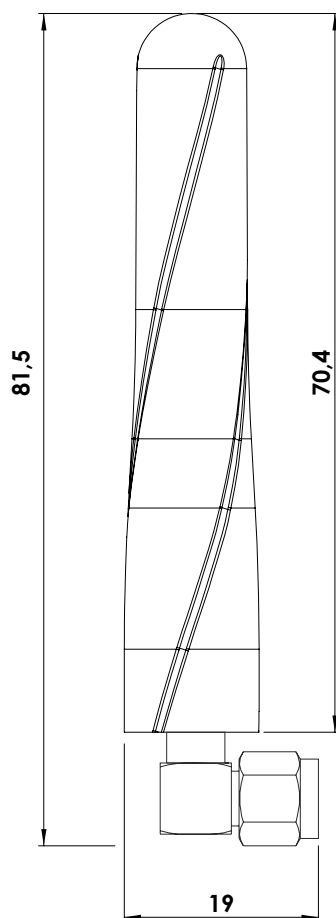


1575 MHz Radiation pattern



1600 MHz Radiation pattern

## 4. Antenna drawings



## 5. Antenna Images

