



LEAF HINGE



Hinge Rotation Angle



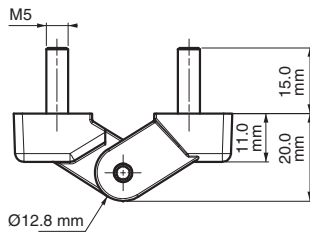
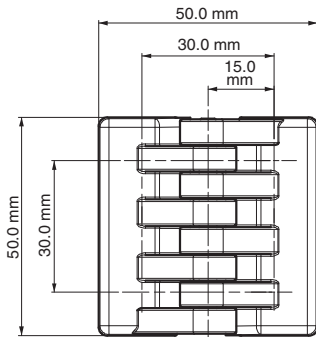

Specifications

- Material:
Body: Polyamide DIN-EN ISO 1043-1 PA6 GFR 30
Pin: Stainless Steel

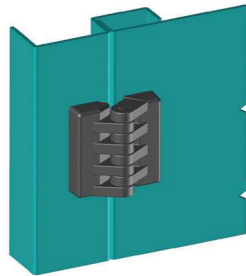
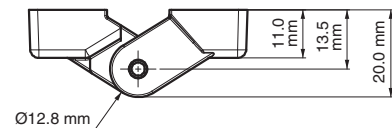
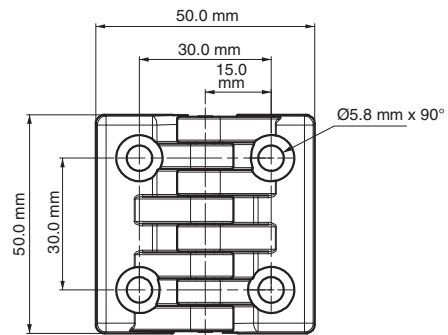
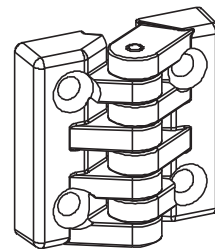
Features

- Generally used for plain / flush-mounted doors
- With or without bolt options available
- Stainless steel pin
- Applications: Electric panels, built-in covers

Version 1



Version 2



Item Number	Hinge Rotation	Material	Finish	Version
1199201	180°	Nylon	Black	1
1199202	180°	Nylon	Black	2