

### ■ Features

- Power Rating 800W-9000W
- Input voltage 220Vac (Nom.)
- Rated Output Current(1000-10000VA)
- Efficiency to 90%
- Comes standard with lead acid batteries, other battery types available for custom configurations, Contact Autec Technical Sales
- Double conversion UPS
- High performance DSP based with full digital control
- Pure sinewave output
- Frequency converter operation mode
- Compatible with most generators set
- Embedded input power factor creator
- ECO mode
- Small profile
- Adapts to harsh power conditions
- Other input voltage models available i.e. 120Vac



\*Product images are for illustrative purposes only and may vary from actual design.

APIH1SK-PX1R REV220VAC is the same form factor as the 120VAC Autec's model. A/C Rectifier front end and the Inverter front end are modified from 220VAC to 120VAC for JPL-VITAL

### ■ Applications

- Point of Care UPS and battery backup
- IT infrastructure: small servers, routers, workstations, and monitoring equipment
- Automation system: ATM, TVM, SCADA, railway, and Metro signal systems
- Office and business equipment: PC, Printer, Scanner, POS, telephones, and fax machines

### ■ Model List\*(See part number scheme for model number details)

Model Number	Output Power	Rated Output Current	Nominal Voltage Per battery Group	Battery Capacity & Quantity	Nominal Input Voltage ±1%	Efficiency
APIH1KSPX1RREV220VAC	800W	1000VA	24V	12V/7AH x2pcs	220Vac	90%
APIH1KSPX1RLREV220VAC	800W	1000VA	36V	External	220Vac	90%
APIH1KSPX2RREV220VAC	1600W	2000VA	48V	12V/7AH x4pcs	220Vac	90%
APIH1KSPX2RLREV220VAC	1600W	2000VA	72V	External	220Vac	90%
APIH1KSPX3RREV220VAC	2400W	3000VA	72V	12V/7AH x6pcs	220Vac	90%
APIH1KSPX3RLREV220VAC	2400W	3000VA	96V	External	220Vac	90%
APIH1KSPX6RREV220VAC	5400W	6000VA	144V	12V/7AH x12pcs	220Vac	90%
APIH1KSPX6RLREV220VAC	5400W	6000VA	192V	External	220Vac	90%
APIH1KSPX10RREV220VAC	9000W	10000VA	192/240V	12V/7AH x16/20pcs	220Vac	90%
APIH1KSPX10RLREV220VAC	9000W	10000VA	192/240V	External	220Vac	90%

800-9000W, 90-300Vac Input, Chassis and Power Supply Rack Online UPS

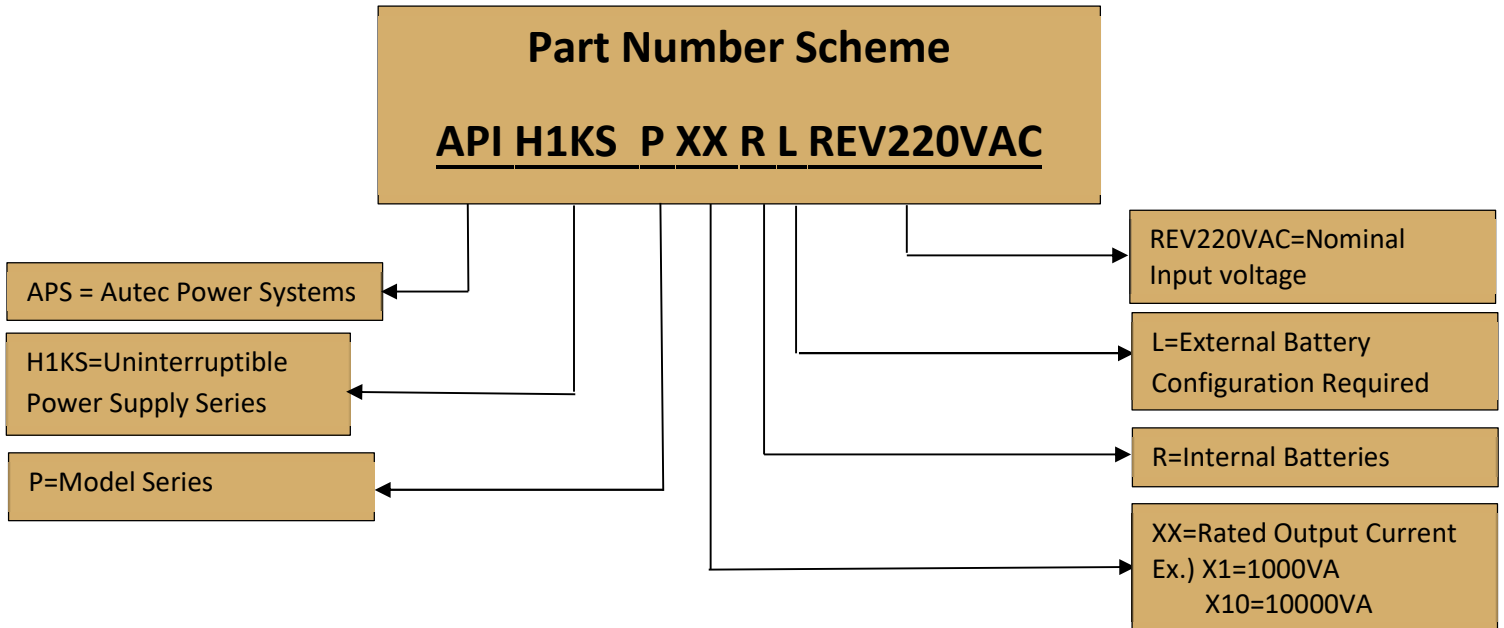
■ Technical Data

Input System	Single phase (L/N+PE)
Input Voltage Range	90-300Vac ±5Vac
Nominal Input Voltage	220Vac/4.5A
Frequency	50/60Hz
Frequency Range	40~70±0.5Hz
Input Power Factor	>0.99
Bypass voltage range	115-285Vac x (1±3%)
Battery Backup time	Half load ≥8 min. Full load ≥3 min.(standard) 800W-2400W Half load ≥6 min. Full load ≥2 min.(standard) 5400W-9000W
Battery Charger Time	Charged to 90% battery capacity in 5 hours (standard) dependent on the capacity of external batteries (long backup time)
Output system	Single phase (L/N+PE)
Inverter Mode Output Voltage	220Vac ± 1%
Waveform	Pure Sine Wave THD<3%(linear load) THD<7%(nonlinear load)800W-2400W Pure Sine Wave THD<2%(linear load) THD<5%(nonlinear load)5400W-9000W`
Output Frequency	50/60Hz±4Hz(Sync mode) 50/60Hz±1%(Fix frequency mode)
Dynamic Voltage Transient Range	<9%(800W-2400W) <6%(5400W-9000W)
Dynamic Transient Recovery	<100ms(800W-2400W) <60ms(5400W-9000W)
Overload Capability	105~125%≥60s, 126~150%≥30s, the recovery point is 70%
Crest Ratio	3:1
Transfer Time	Battery <-> Line Mode: 0ms
Communications	RS232 RS485(optional), Dry contact(optional)
Alarm Function	AC/DC input under abnormal, overload conditions, and inverter problems
Protection Function	AC input or output above or below the range of voltage, overload, over temperature, and short circuit protections
Noise	<50dB(800W-2400W) <55dB(5400W-9000W)

Product Specifications are subject to change, contact Autec Sales@autecpowerinc.com for more information.

# APIH1KSPXXR(L)REV220VAC Series

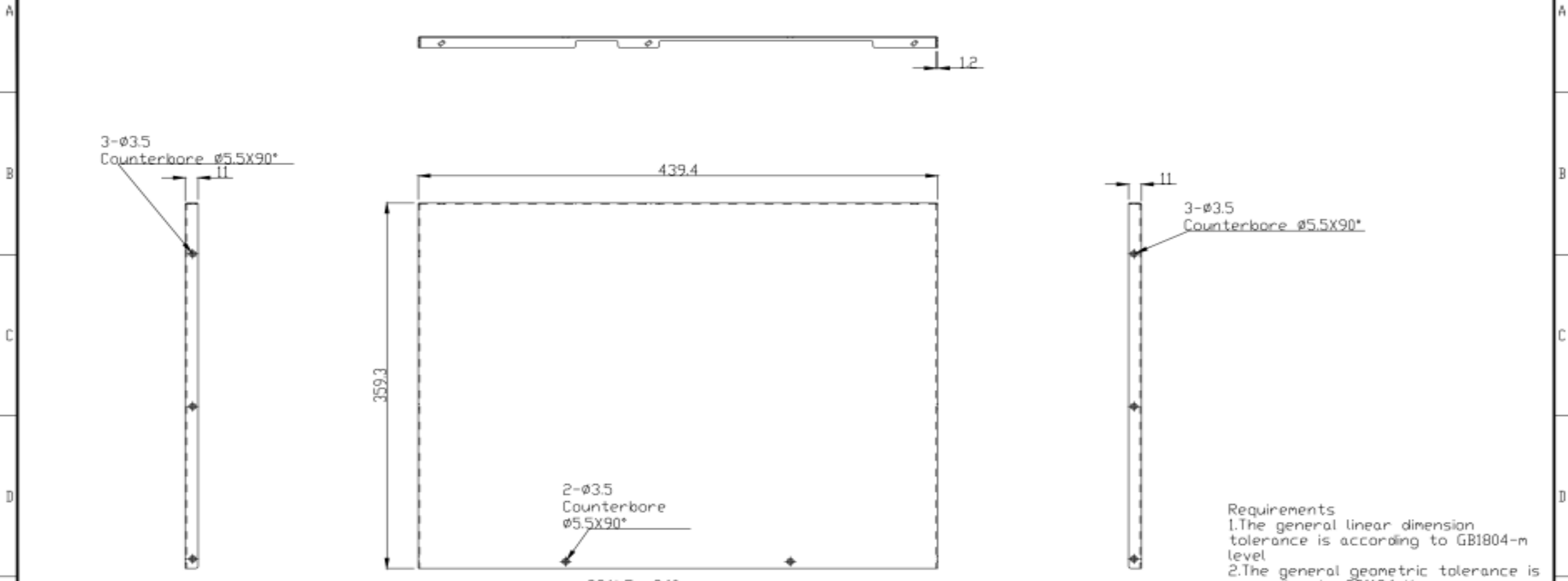
800-9000W, 90-300Vac Input, Chassis and Power Supply Rack Online UPS



\*Product images are for illustrative purposes only and may vary from actual design.

\*Specifications are subject to change without notice. Autec is not responsible for issues arising from errors or omissions.

Date	Revision Number	Change Description	Sign



SCALE: 1:1

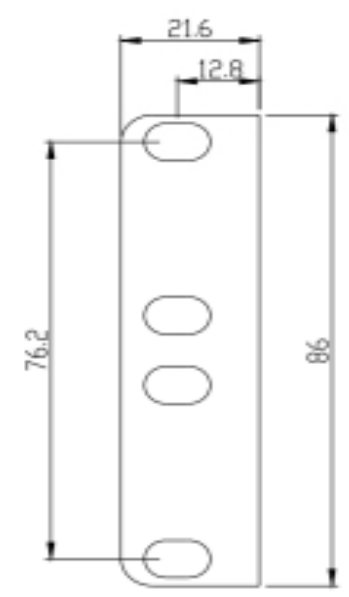
Date	Revision Number	Change Description	Sign

A

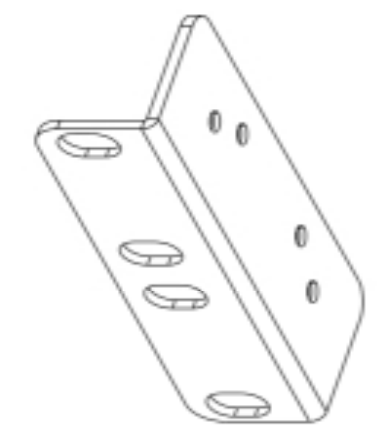
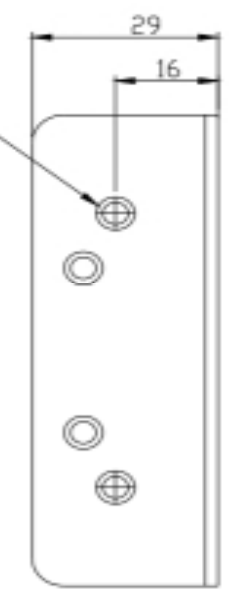
B

C

D



4- $\varnothing 4$   
Counterbore  $\varnothing 6 \times 90^\circ$



Requirements  
 1.The general linear dimension tolerance is according to GB1804-m level  
 2.The general geometric tolerance is according to GB1182-K

A

B

C

D

Date	Revision Number	Change Description	Sign

A

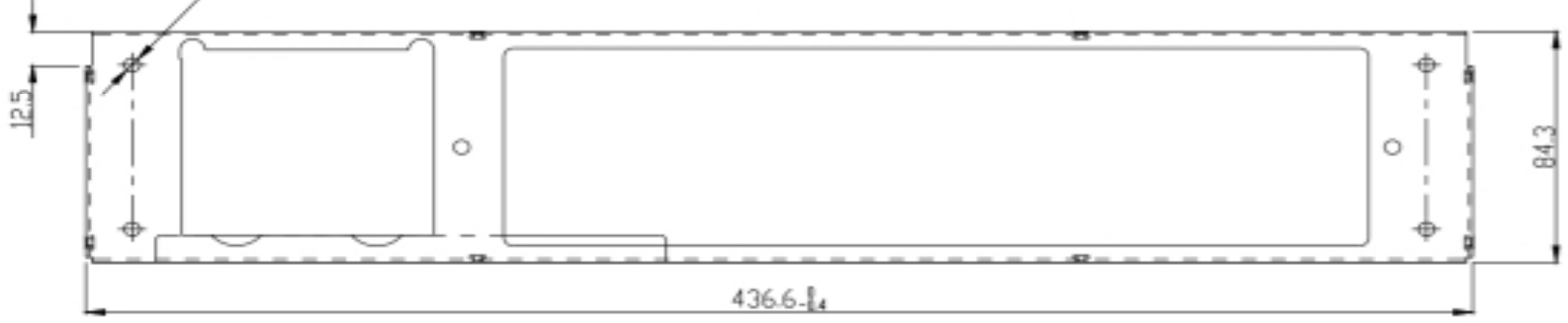
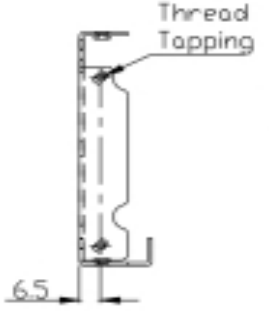
2-M3  
Thread  
Tapping



B

2-M3  
Thread  
Tapping

6- $\phi 5$



12

2-M3  
Thread  
Tapping



C

D

2-M3  
Thread  
Tapping

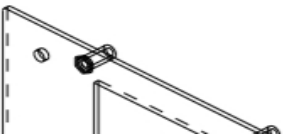
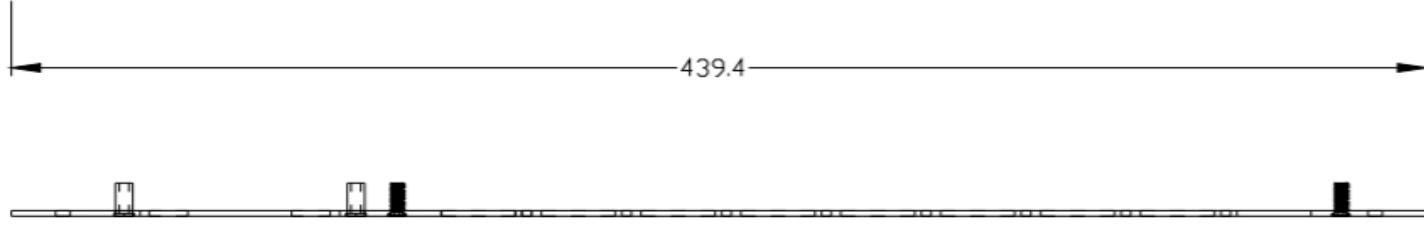
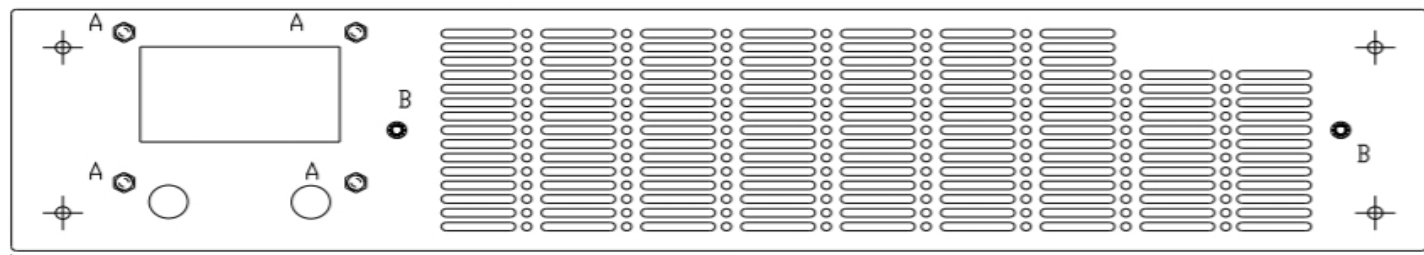
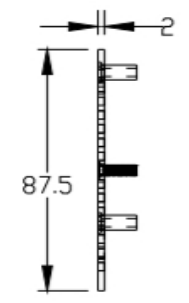


Requirements  
 1.The general linear dimension tolerance is according to GB1804-m level  
 2.The general concentric tolerance is

Date	Revision Number	Change Description	Sign

A:4-BSØ M3\*13

B:2-STUD FH-M4-12



A

B

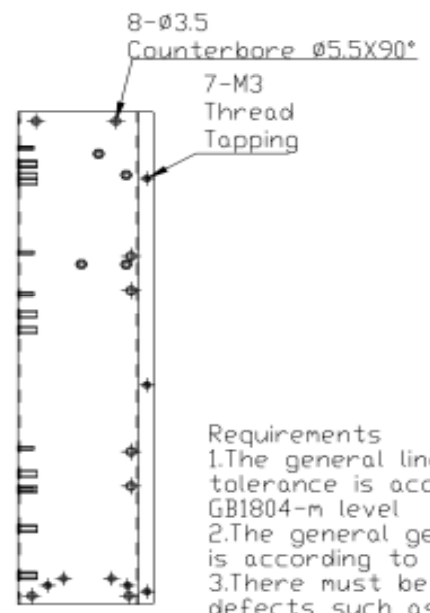
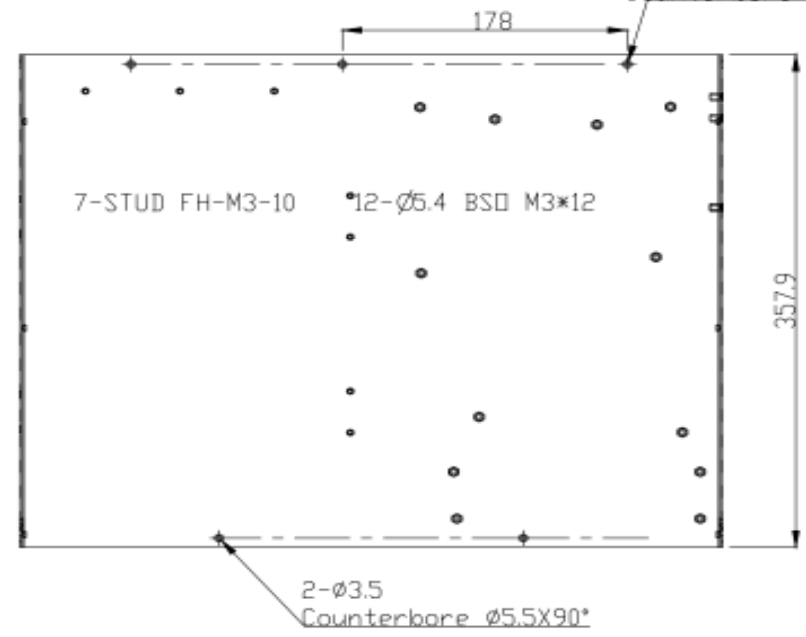
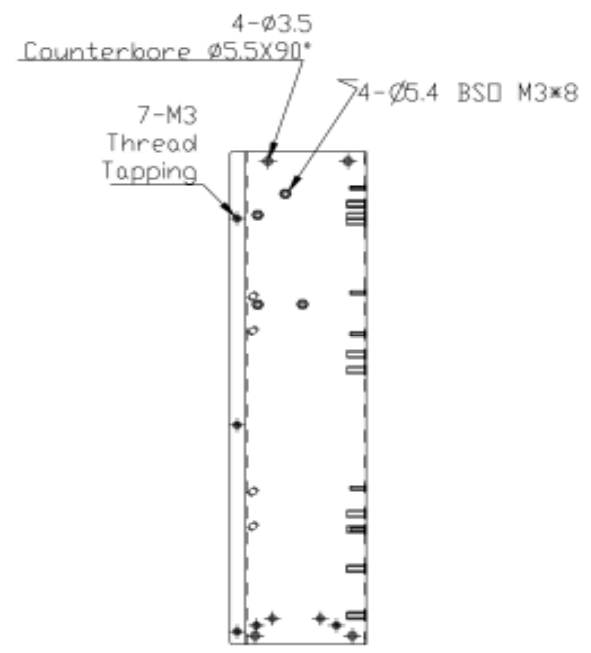
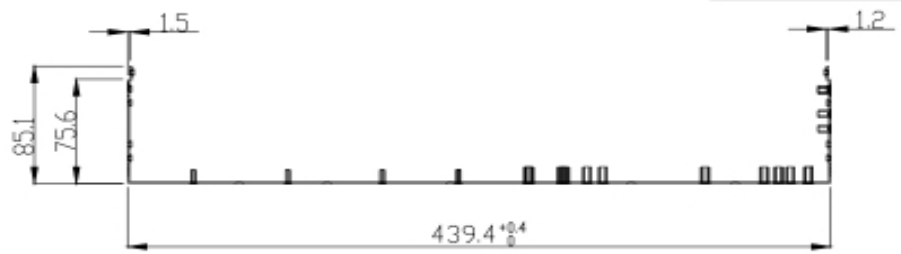
C

A

B

C

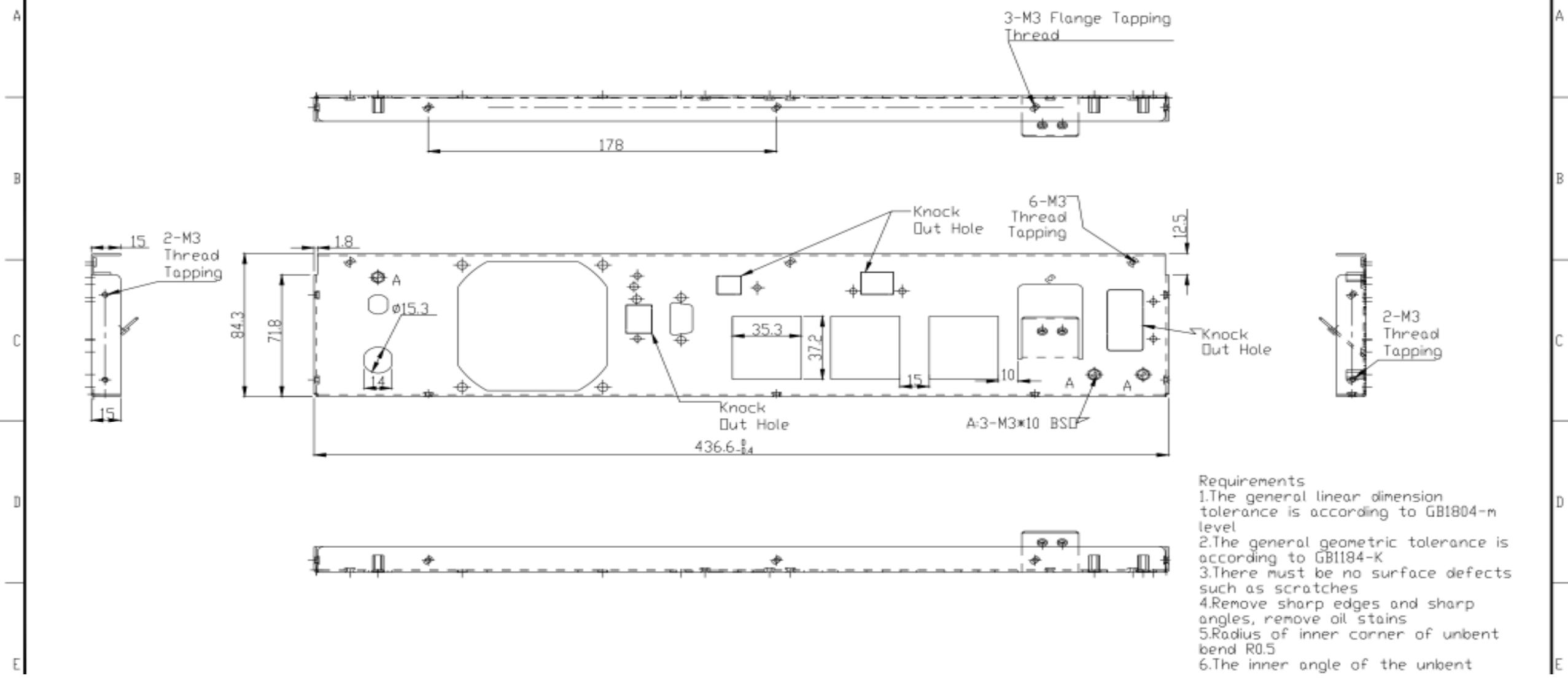
Date	Revision Number	Change Description	Sign



- Requirements
- 1.The general linear dimension tolerance is according to GB1804-m level
  - 2.The general geometric tolerance is according to GB1184-K
  - 3.There must be no surface defects such as scratches
  - 4.Remove sharp edges and sharp angles, remove oil stains
  - 5.Radius of inner corner of



Date	Revision Number	Change Description	Sign



- Requirements
- 1.The general linear dimension tolerance is according to GB1804-m level
  - 2.The general geometric tolerance is according to GB1184-K
  - 3.There must be no surface defects such as scratches
  - 4.Remove sharp edges and sharp angles, remove oil stains
  - 5.Radius of inner corner of unbent bend R0.5
  - 6.The inner angle of the unbent

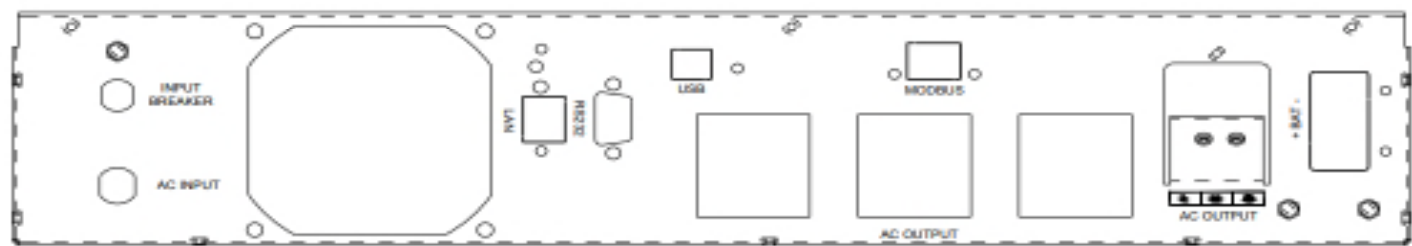
Date	Revision Number	Change Description	Sign

A

B

C

D



A

B

C

D