

600 MHz / 960 MHz / 1.427 GHz / 1.695 GHz / 2.69 GHz / 3.3 GHz / 10 GHz PCB Antenna (5G NR, LTE)



General information

Planar ultra-wideband Vivaldi antenna for various applications including laboratory measurements, spectrum monitoring etc.

Typical applications

5G NR, LTE, ISM, RFID, IoT (Sigfox, LoRa, NB-IoT), LP-WAN, Smart meters, Bluetooth, Wi-Fi 2.4/5/6 GHz

Electrical data

Antenna type	External / internal PCB antenna				
5G bands	1, 2, 3, 5, 7, 8, 12, 13, 14, 18, 20, 25, 26, 28 - 30, 34, 38, 39, 40, 41, 46 - 48, 50, 53, 65, 66, 70, 71, 74 - 84, 86, 89, 90 - 98				
4G bands	1 - 14, 17 - 30, 32 - 53, 65 - 71, 74 - 76, 85				
Other frequency bands	SRD860 (EU), ISM915 (US), GNSS, ISM2400, Wi-Fi 6 GHz, ISM5800				
Frequency range [MHz]	600...960	1427...1517	1695...2690	3300...7125	10000
Return loss [dB]	-13	-10	-10	-14	-10
Peak gain [dBi]	1.5	1.5	2.8	5.2	4.7
Radiation efficiency [%]	89	74	62	53	47
Nominal input impedance [Ohm]	50				
Polarization	linear				
Radiation pattern	directional				
Maximum input power [W]	10				

Mechanical data

Antenna PCB dimensions [mm]	160 x 77.5 x 0.8
Connector type ¹⁾	IPEX MHF1 / Hirose U.FL (UMCC) compatible ¹⁾
Cable type and thickness ²⁾ [mm]	micro coax 1.13 ²⁾
Cable length ³⁾ [mm]	180 ³⁾
PCB material	FR4

Environmental data

Operating temperature [°C]	-40...+85
Storage temperature [°C]	-40...+85
Ambient relative humidity [%]	0...95
RoHS / REACH compliant	yes / yes

Additional information

¹⁾ Other connector types can be offered on request.

²⁾ Following cable thicknesses can be used with MHF1 connector: 0.81 mm, 1.13 mm, 1.32 mm, 1.37 mm.

³⁾ Other cable lengths can be provided.

Antenna performance was measured using the specified cable length in free space.

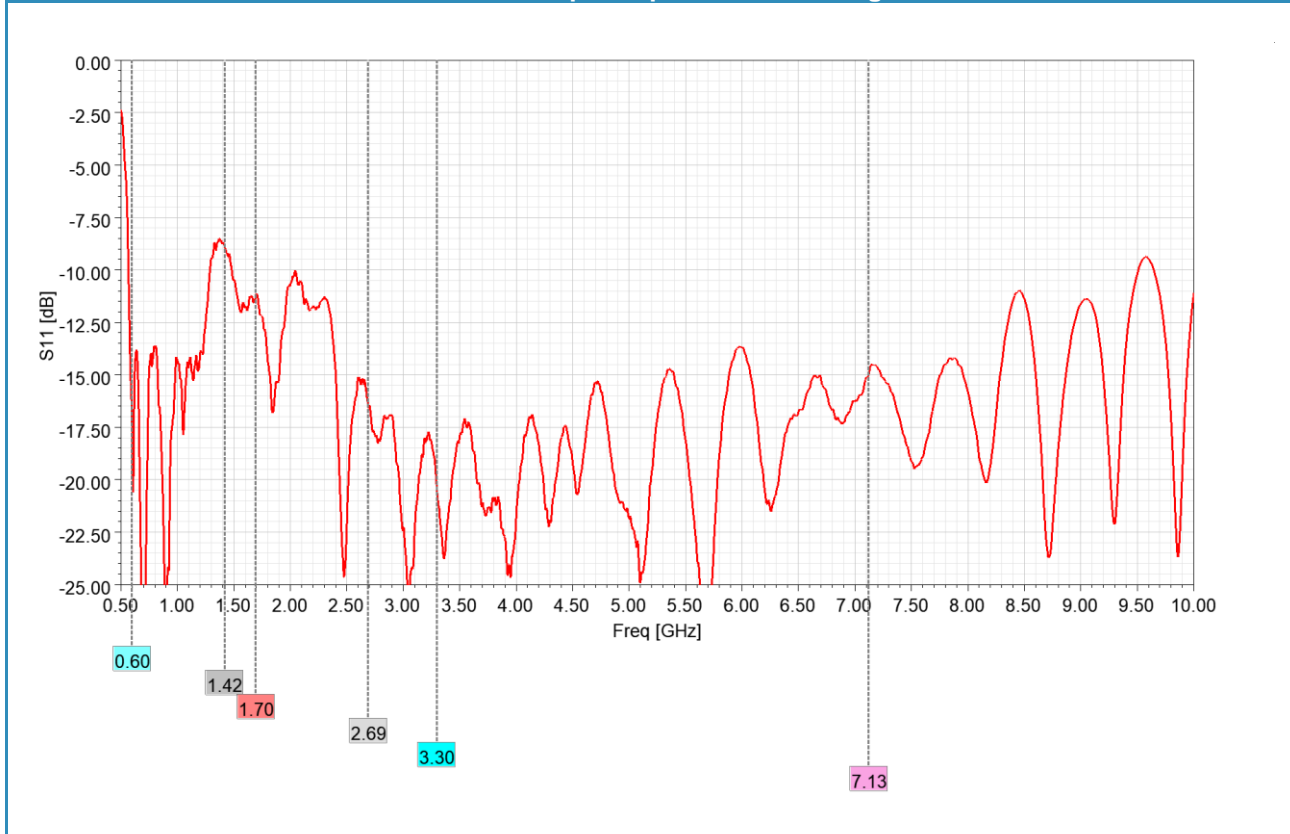
Further customization, electromagnetic simulations and measurements can be offered on request.

The antenna can be additionally equipped with adhesive tape and mounting holes.

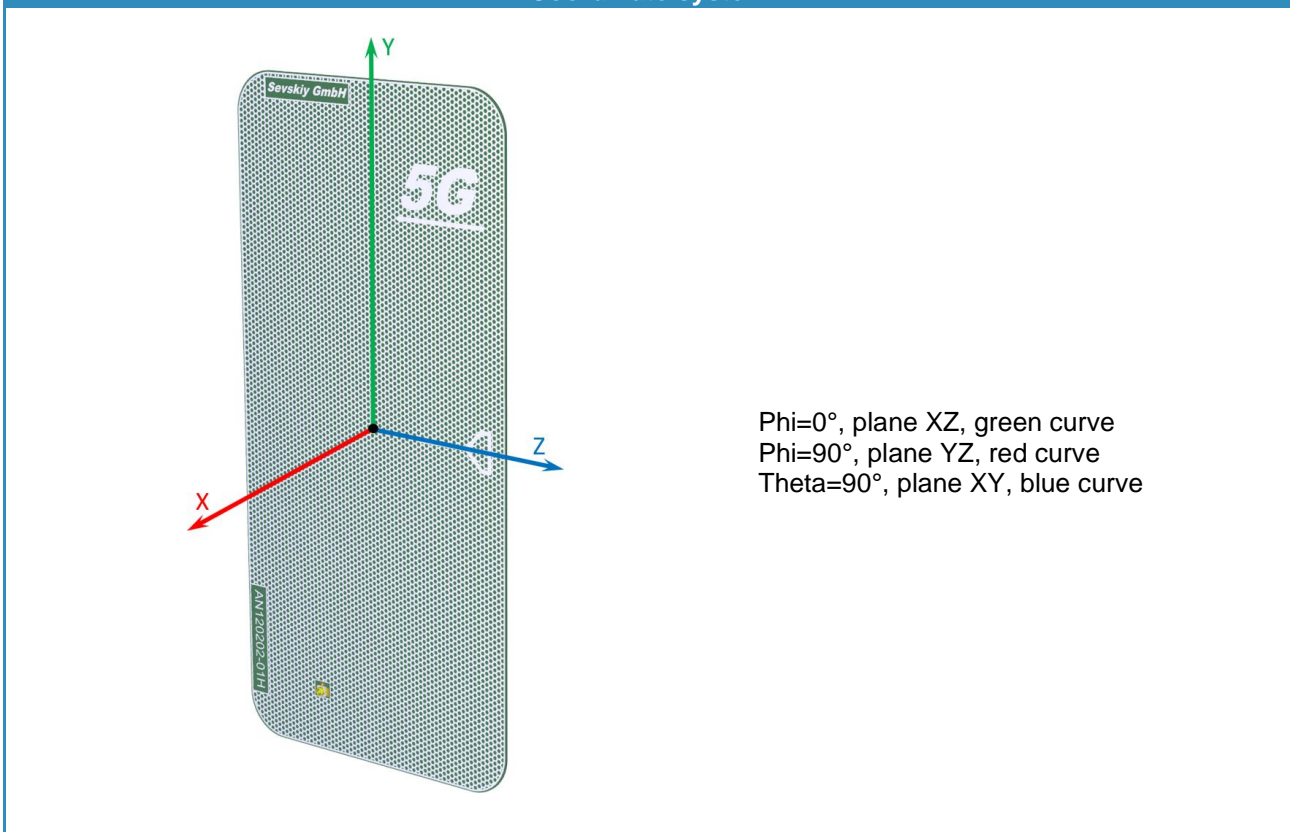
All information (including technical data and pictures) presented in this document is typical and subject to change without notice. Sevskiy is a registered trade mark of Sevskiy GmbH. Copyright © 2009 - 2023 Sevskiy GmbH. All rights reserved. No warranties.

600 MHz / 960 MHz / 1.427 GHz / 1.695 GHz / 2.69 GHz / 3.3 GHz / 10 GHz PCB Antenna (5G NR, LTE)

Measured input impedance matching



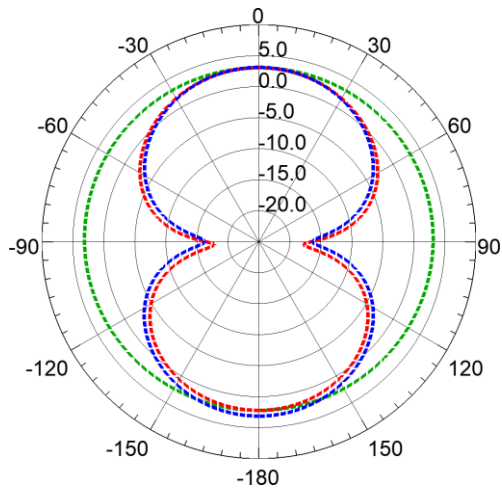
Coordinate system



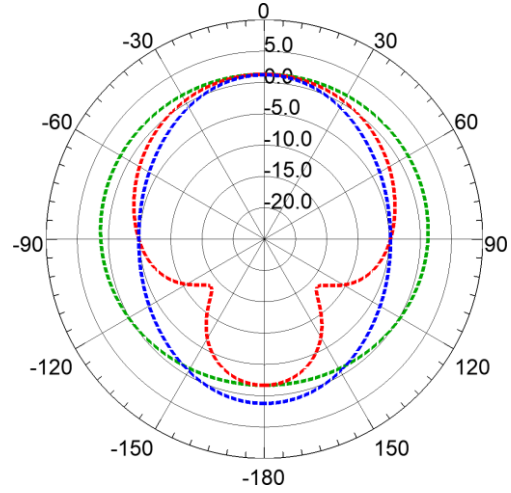
All information (including technical data and pictures) presented in this document is typical and subject to change without notice. Sevskiy is a registered trade mark of Sevskiy GmbH. Copyright © 2009 - 2023 Sevskiy GmbH. All rights reserved. No warranties.

600 MHz / 960 MHz / 1.427 GHz / 1.695 GHz / 2.69 GHz / 3.3 GHz / 10 GHz PCB Antenna (5G NR, LTE)

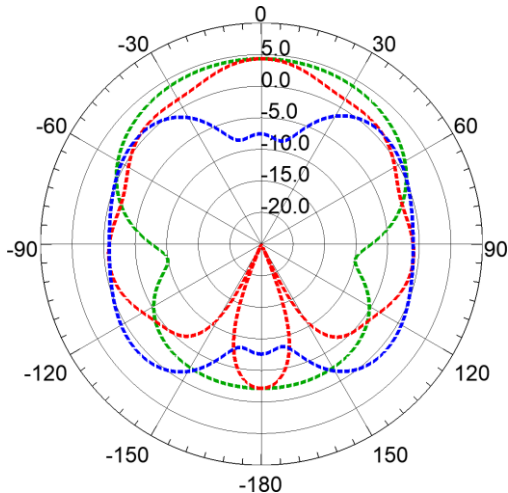
Radiation pattern (total realized gain, dBi)



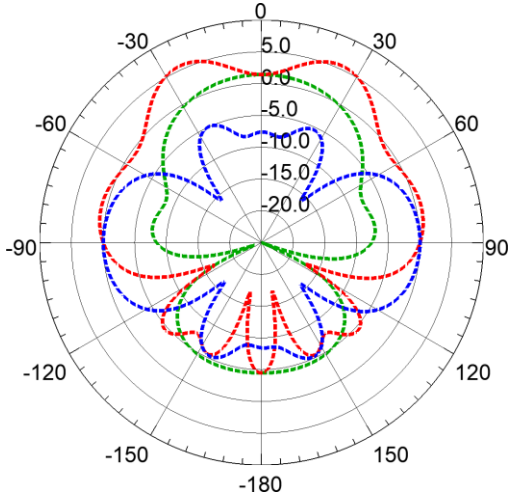
700 MHz



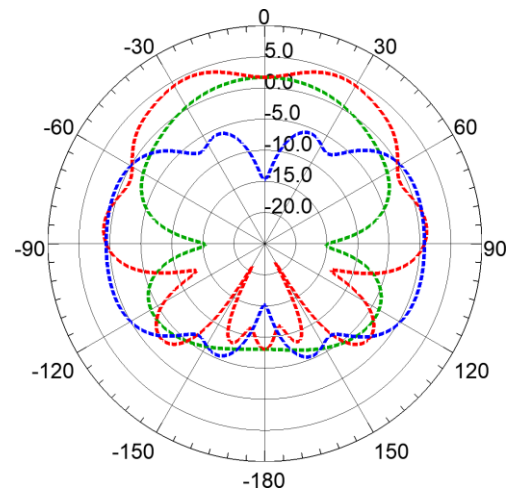
1450 MHz



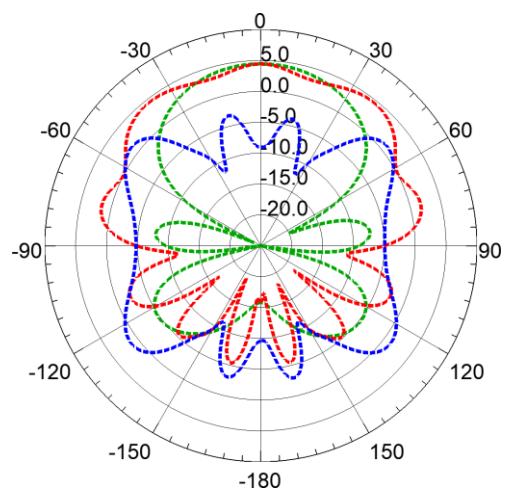
2700 MHz



4400 MHz



5000 MHz



7125 MHz

All information (including technical data and pictures) presented in this document is typical and subject to change without notice. Sevskiy is a registered trade mark of Sevskiy GmbH. Copyright © 2009 - 2023 Sevskiy GmbH. All rights reserved. No warranties.