
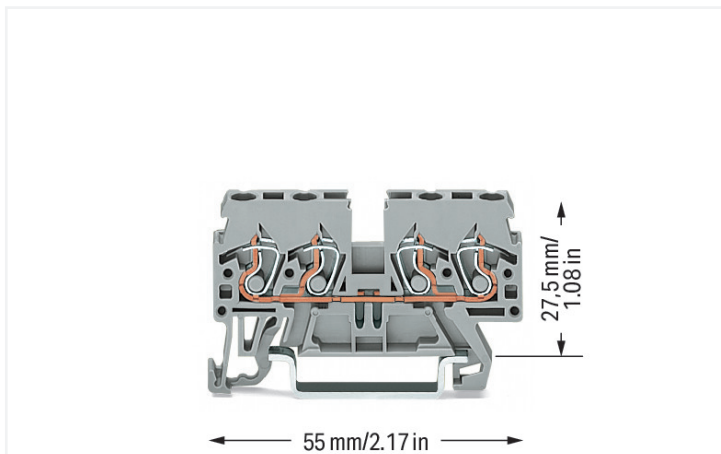


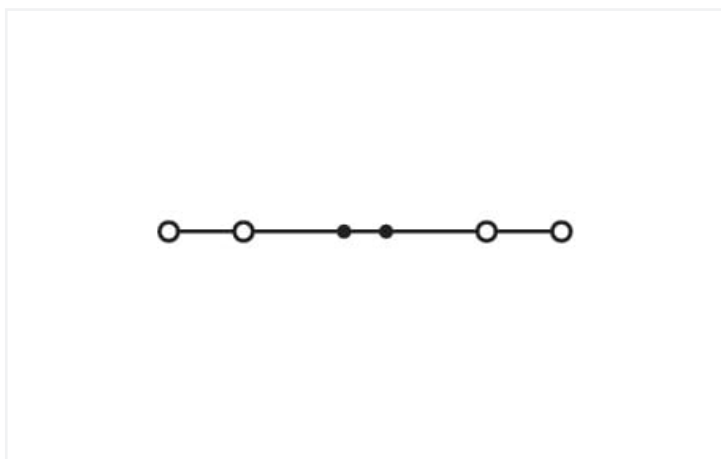
Data Sheet | Item Number: 870-831

4-conductor through terminal block; 2.5 mm²; side and center marking; for DIN-rail 35 x 15 and 35 x 7.5; CAGE CLAMP®; 2,50 mm²; gray

<https://www.wago.com/870-831>



Color: ■ gray



Similar to illustration

Notes

Safety information

Max. insulation diameter: 4.4 mm

Electrical data

Ratings per	IEC/EN 60947-7-1		
Overvoltage category	III	III	II
Pollution degree	3	2	2
Nominal voltage	500 V	-	-
Rated surge voltage	6 kV	-	-
Rated current	24 A	-	-

Power Loss

Power loss, per pole (potential)	0.7661 W
Rated current I_N for specified power loss	24 A
Resistance value for specified, current-dependent power loss	0.00133 Ω

Connection data

Connection points	4
Total number of potentials	1
Number of levels	1

Connection 1

Connection technology	CAGE CLAMP®
Actuation type	Operating tool
Connectable conductor materials	Copper
Solid conductor	0.08 ... 2.5 mm ² / 28 ... 12 AWG
Fine-stranded conductor	0.08 ... 4 mm ² / 28 ... 12 AWG
Fine-stranded conductor; with insulated ferrule	0.08 ... 1.5 mm ² / 28 ... 14 AWG
Strip length	6 ... 7 mm / 0.24 ... 0.28 inches
Wiring direction	Front-entry wiring

Physical data

Width	5 mm / 0.197 inches
Height	55 mm / 2.165 inches
Depth from upper-edge of DIN-rail	27.5 mm / 1.083 inches

Mechanical data

Design	horizontal type
Mounting type	DIN-35 rail
Marking level	Side marking

Material data

Note (material data)	Information on material specifications can be found here
Color	gray
Material group	I
Insulation material	Polyamide (PA66)
Flammability class per UL94	V0
Fire load	0.131 MJ
Weight	7.3 g

Environmental requirements

Processing temperature	-35 ... +85 °C
Continuous operating temperature	-60 ... +105 °C

Commercial data

Product Group	16 (Rail Mounted Terminal Blocks with CCC)
eCl@ss 10.0	27-14-11-20
eCl@ss 9.0	27-14-11-20
ETIM 8.0	EC000897
ETIM 7.0	EC000897
PU (SPU)	100 pcs
Packaging type	Box
Country of origin	DE
GTIN	4045454094621
Customs tariff number	85369010000

Environmental Product Compliance

RoHS Compliance Status	Compliant, No Exemption
------------------------	-------------------------

Approvals / Certificates

General approvals **Declarations of conformity and manufacturer's declarations**



Approval	Standard	Certificate Name
CCA DEKRA Certification B.V.	EN 60947	NTR NL 7468
CCA DEKRA Certification B.V.	EN 60947	2189801.01
cURus UL International Germany GmbH	UL 1059	E45172

Approval	Standard	Certificate Name
EU-Declaration of Conformity WAGO GmbH & Co. KG	-	-
UK-Declaration of Conformity WAGO GmbH & Co. KG	-	-

Approvals for marine applications



Approval	Standard	Certificate Name
ABS American Bureau of Shipping	-	20-HG1941090-PDA
DNV GL Det Norske Veritas, Germanischer Lloyd	-	TAE00001V2
LR Lloyds Register	EN 60947	91/20112 (E9)

Downloads

Environmental Product Compliance





Compliance Search	
Environmental Product Compliance 870-831	↓

Documentation

Additional Information		
Technical Section	pdf 2240.62 KB	↓

Bid Text			
870-831	19.02.2019	xml 3.26 KB	↓
870-831	31.05.2017	doc 24.50 KB	↓

CAD/CAE-Data

CAD data	CAE data
2D/3D Models 870-831 	EPLAN Data Portal 870-831 
	WSCAD Universe 870-831 
	ZUKEN Portal 870-831 

1 Compatible Products

1.1 Required Accessories

1.1.1 End plate

1.1.1.1 End plate



Item No.: 870-943


End and intermediate plate; 1 mm thick; gray

Item No.: 870-944


End and intermediate plate; 1 mm thick; orange

Installation Notes

Installation




Snapping a rail-mount terminal block onto DIN-35 rail.



Removing a terminal block from the assembly.

Conductor termination




CAGE CLAMP® connection

Inserting a conductor via operating tool (0.08 ... 4 mm² "f-st").
With ferruled conductors, it is necessary to use a terminal block one size smaller than the conductor's nominal cross-section.



Inserting insulation stops into conductor entry holes of terminal strip.

Commoning




Push jumper bars down firmly until fully inserted. When using multipole bars, push alternately on the right and then left side until installed.
Push-in type jumper bars 1 – 3 – 5 – 7 or 1 – 4 – 7 upon request

Commoning with push-in type jumper bars:
Two parallel jumper slots are accommodated in one terminal block.




Commoning terminal blocks of different sizes via step-down jumpers.

Testing




Testing with phase testing device, also possible with single-pole voltage tester.



Testing is also possible using a pre-wired tap-off module assembly in the very same way as test plugs.

Cover



Protective warning markers (280-405), with a black high-voltage symbol

