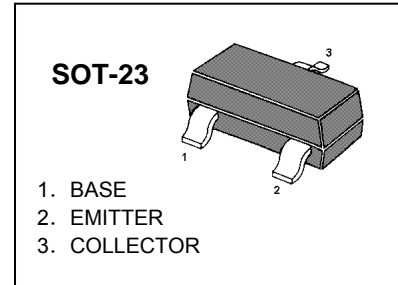


MMBT3906-ML TRANSISTOR (PNP)

FEATURES

- Complementary Type The NPN Transistor
- MMBT3904 is Recommended
- Epitaxial Planar Die Construction



MARKING: 2A

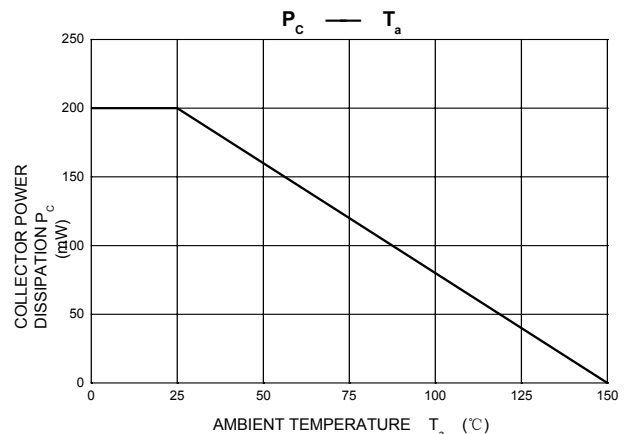
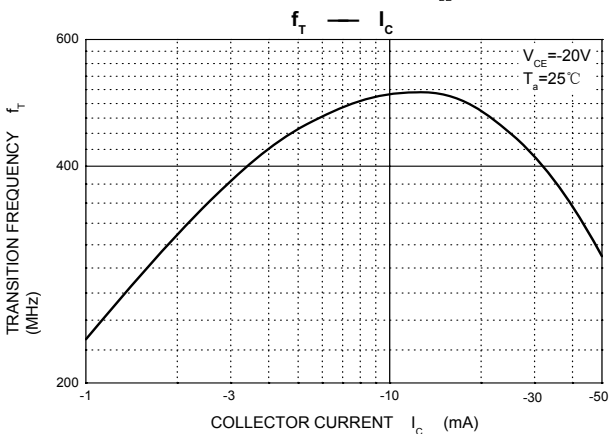
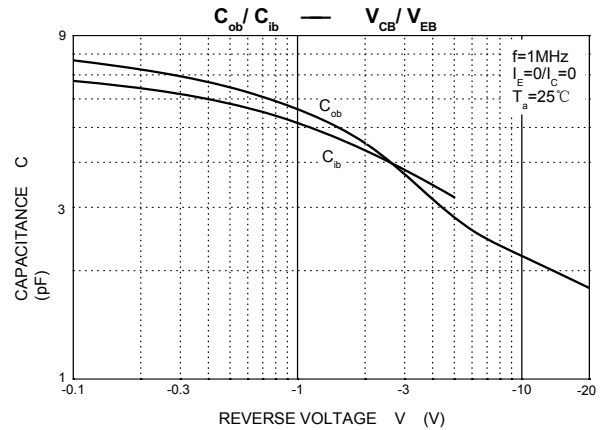
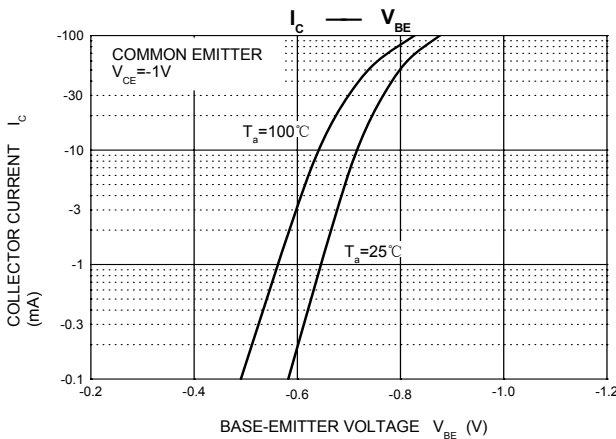
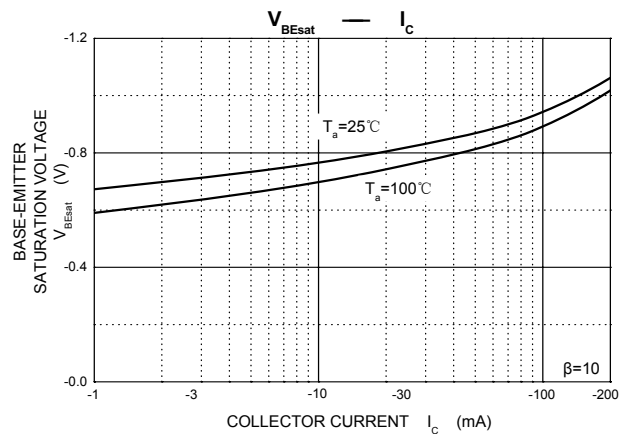
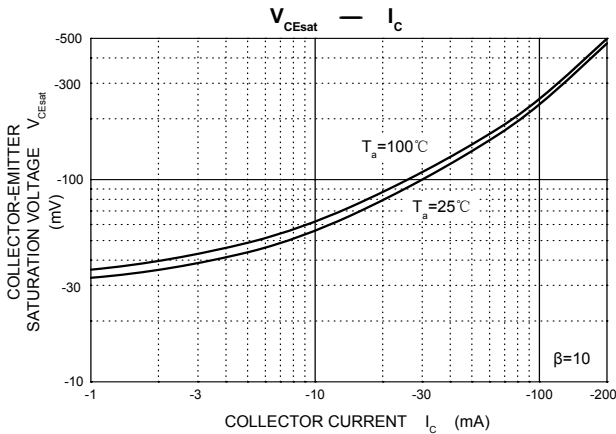
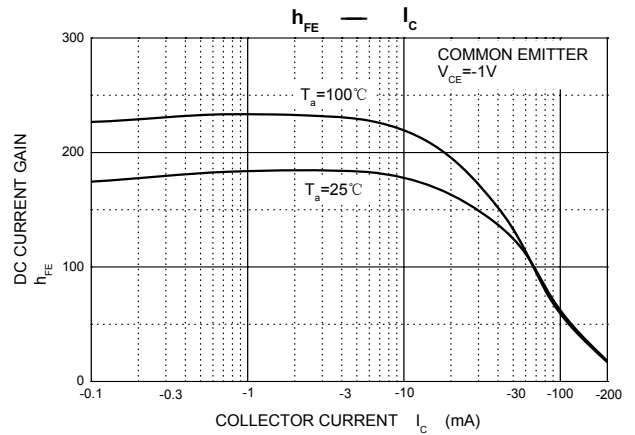
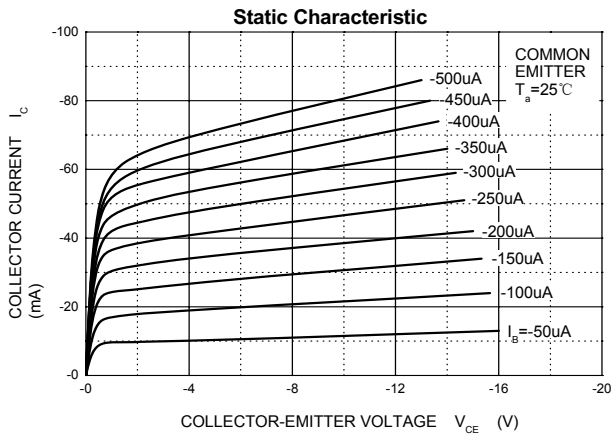
MAXIMUM RATINGS (T_a=25°C unless otherwise noted)

Symbol	Parameter	Value	Unit
V _{CBO}	Collector-Base Voltage	-40	V
V _{CEO}	Collector-Emitter Voltage	-40	V
V _{EBO}	Emitter-Base Voltage	-5	V
I _C	Collector Current	-200	mA
P _C	Total Device Dissipation	200	mW
R _{θJA}	Thermal Resistance Junction to Ambient	625	°C/W
T _J	Junction Temperature	150	°C
T _{stg}	Storage Temperature	-55 ~ +150	°C

ELECTRICAL CHARACTERISTICS (T_a=25°C unless otherwise specified)

Parameter	Symbol	Test conditions	Min	Max	Unit
Collector-base breakdown voltage	V _{(BR)CBO}	I _C =-10μA, I _E =0	-40		V
Collector-emitter breakdown voltage	V _{(BR)CEO}	I _C =-1mA, I _B =0	-40		V
Emitter-base breakdown voltage	V _{(BR)EBO}	I _E =-10μA, I _C =0	-5		V
Collector cut-off current	I _{CBO}	V _{CB} =-40V, I _E =0		-0.1	μA
Collector cut-off current	I _{CEX}	V _{CE} =-30V, V _{BE(off)} =-3V		-50	nA
Emitter cut-off current	I _{EBO}	V _{EB} =-5V, I _C =0		-0.1	μA
DC current gain	h _{FE(1)}	V _{CE} =-1V, I _C =-10mA	100	300	
	h _{FE(2)}	V _{CE} =-1V, I _C =-50mA	60		
	h _{FE(3)}	V _{CE} =-1V, I _C =-100mA	30		
Collector-emitter saturation voltage	V _{CE(sat)}	I _C =-50mA, I _B =-5mA		-0.3	V
Base-emitter saturation voltage	V _{BE(sat)}	I _C =-50mA, I _B =-5mA		-0.95	V
Transition frequency	f _T	V _{CE} =-20V, I _C =-10mA, f=100MHz	300		MHz
Delay Time	t _d	V _{CC} =-3V, V _{BE} =-0.5V		35	nS
Rise Time	t _r	I _C =-10mA, I _{B1} =-I _{B2} =-1mA		35	nS
Storage Time	t _s	V _{CC} =-3V, I _C =-10mA,		225	nS
Fall Time	t _f	I _{B1} =-I _{B2} =-1mA		75	nS

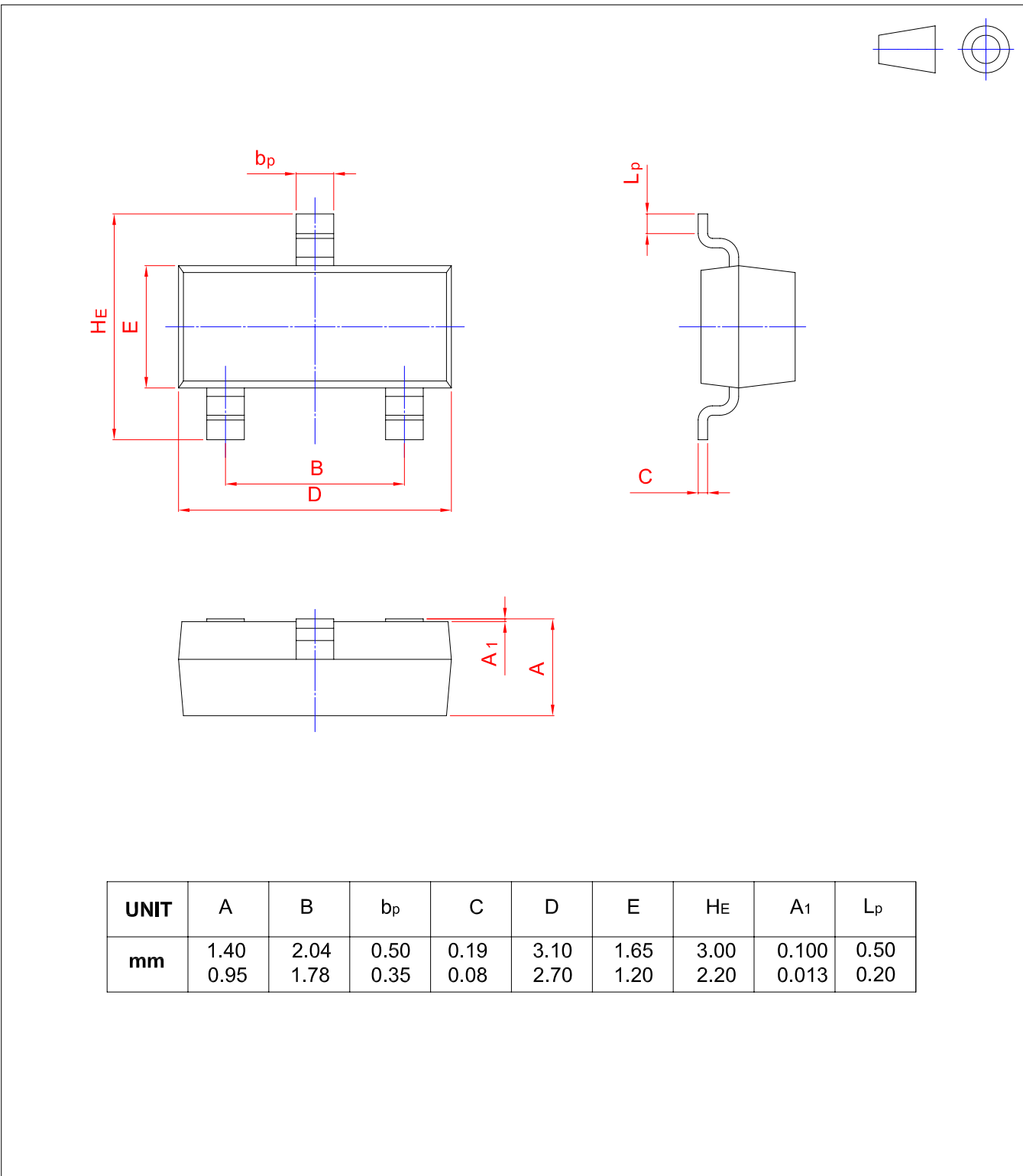
Typical Characteristics



PACKAGE OUTLINE

Plastic surface mounted package; 3 leads

SOT-23



Disclaimer

The information presented in this document is for reference only. MOSLEADER reserves the right to make changes without notice for the specification of the products displayed herein to improve reliability, function or design or otherwise.

The product listed herein is designed to be used with ordinary electronic equipment or devices, and not designed to be used with equipment or devices which require high level of reliability and the malfunction of which would directly endanger human life (such as medical instruments, transportation equipment, aerospace machinery, nuclear-reactor controllers, fuel controllers and other safety devices), MOSLEADER or anyone on its behalf, assumes no responsibility or liability for any damages resulting from such improper use of sale.