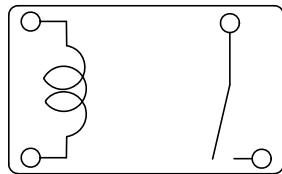
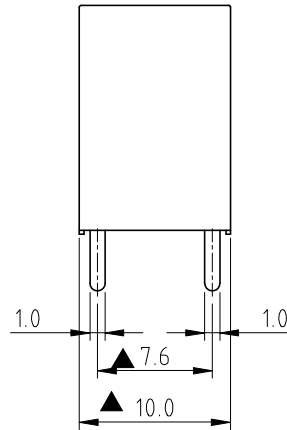
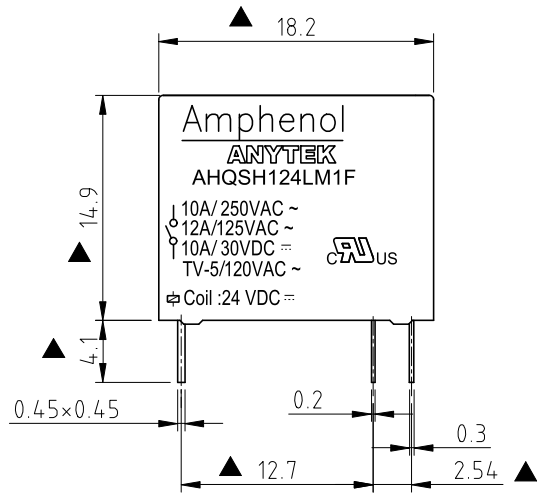


RoHS Compliant

REV	SIGN	DATE	DESCRIPTION	APPROVER
A0		2021.03.08	Initial Release	LENA

THIS IS CAD DRAWING, DO NOT REVISE MANUALLY!!!



COIL SPECIFICATION

- Coil Nominal Voltage: 24V DC
- Coil Nominal Current: 8.3mA
- Coil Resistance: 2,880Ω ±10%
- Coil Power Consumption: Abt. 0.2W
- Pull-In Voltage(VDC): 19.2V Max
- Drop-Out Voltage(VDC): 1.2V Min
- Maximum Allowable Voltage: 26.4V
- Operate Time: 10 mSec. Max.
- Release Time: 5 mSec. Max.

CONTACT RATING

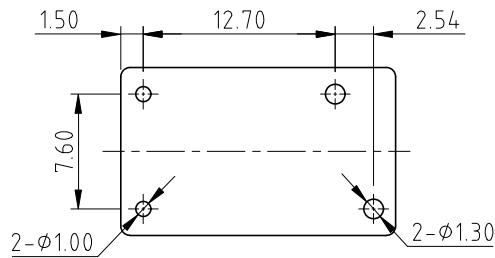
- Rated Load(Resistive): 10A 250V AC, 12A 125VAC, 10A 30V DC,
- Rated Carrying Current: 10A
- Max. Allowable Voltage: AC 250V / DC 30V
- Max. Allowable Current: 12A
- Max. Allowable Power Force: 2,500VA 300W
- Contact Material: Ag Alloy
- Contact Form: SPST

ELECTRICAL

- Dielectric Strength:
 - Between Coil & Contact: 4,000V AC (50/60 Hz for 1 minute)
 - Between Contact: 1,000V AC (50/60 Hz for 1 minute)
- Contact Resistance: 100mΩ Max. at 1A, 6V DC
- Insulation Resistance: 100MΩ Min at 500V DC

MECHANICAL

- Life Expectancy(Operations):
 - Electrical: 1 x 10⁵ operations at Rated Resistive load
 - Mechanical: 1 x 10⁷ operations at No Resistive load
- Operating Temperature: -40°C ~ 105°C
- Safety Approval: UL



P.C.B. LAYOUT
Bottom View

Part No. AHQ SH 1 24 L M 1 F 00G

- Insulation System: F : Class F
- Rated Carrying Current: 1 : 10A
- Contact Form: M : One Form A
- Coil Type: L : High DC
- Coil Voltage: 24: 24V(VDC)
- Number of pole, 1: One Pole
- Type of sealing : SH:RT III wash tight
- TYPE : AMI

Amphenol ANYTEK

CUSTOMER COPY

ALL RIGHTS RESERVED. REPRODUCTION OR ISSUE TO THIRD PARTIES IN ANY FORM WHATSOEVER IS NOT PERMITTED WITHOUT WRITTEN AUTHORITY FROM THE PROPRIETOR. PROPERTY OF ANYTEK TECHNOLOGY CO., LTD

TITLE	AHQ Series Relay, one pole, 24V DC, RT III Wash Tight			
PART NO.	AHQSH124LM1F00G		DWG NO.	8AHQ0003
APPROVED	CHECKED	DESIGNED	DRAWN	CUST NO.
		LENA 2021.03.08	LENA 2021.03.08	
SHEET: 01/01		UNIT: mm	SCALE: 2:1	Tolerance
		X. ±0.50	X.X ±0.30	X.XX ±0.10
		X° ±1°		