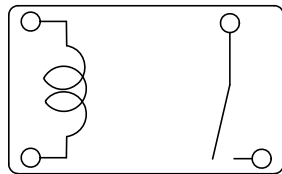
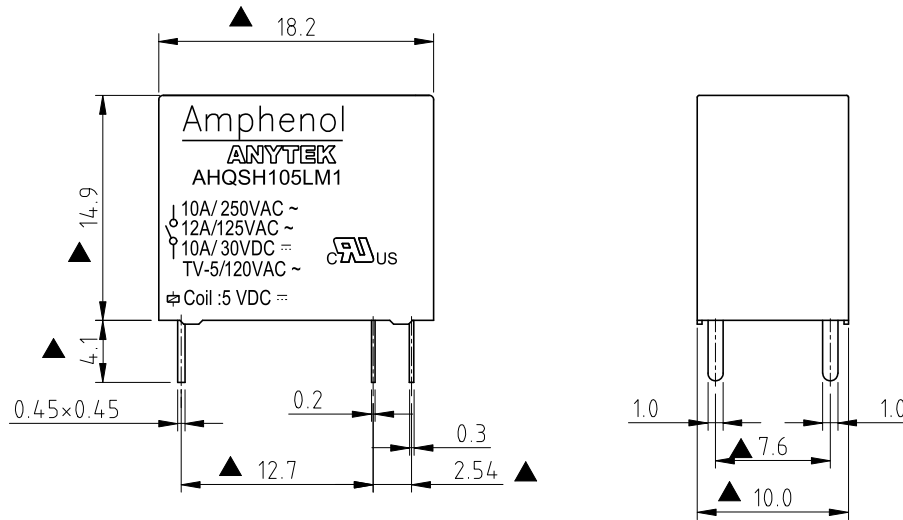


RoHS Compliant

REV	SIGN	DATE	DESCRIPTION	APPROVER
A0		2021.03.08	Initial Release	LENA

*THIS IS CAD DRAWING, DO NOT REVISE MANUALLY!!!*



**COIL SPECIFICATION**

- Coil Nominal Voltage: 5V DC
- Coil Nominal Current: 40mA
- Coil Resistance: 125Ω ±10%
- Coil Power Consumption: Abt. 0.2W
- Pull-In Voltage(VDC): 4V Max
- Drop-Out Voltage(VDC): 0.25V Min
- Maximum Allowable Voltage: 6.5V
- Operate Time: 10 mSec. Max.
- Release Time: 5 mSec. Max.

**CONTACT RATING**

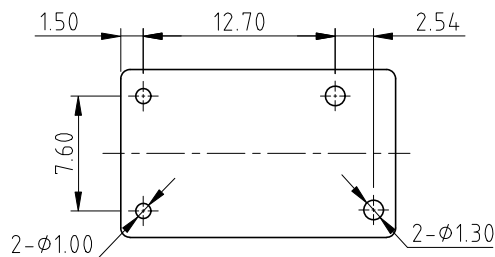
- Rated Load(Resistive): 10A 250V AC, 12A 125VAC  
10A 30V DC,
- Rated Carrying Current: 10A
- Max. Allowable Voltage: AC 250V / DC 30V
- Max. Allowable Current: 12A
- Max. Allowable Power Force: 2,500VA 300W
- Contact Material: Ag Alloy
- Contact Form: SPST

**ELECTRICAL**

- Dielectric Strength:
  - Between Coil & Contact: 4,000V AC (50/60 Hz for 1 minute)
  - Between Contact: 1,000V AC (50/60 Hz for 1 minute)
- Contact Resistance: 100mΩ Max. at 1A, 6V DC
- Insulation Resistance: 100MΩ Min at 500V DC

**MECHANICAL**

- Life Expectancy(Operations):
  - Electrical: 1 x 10<sup>5</sup> operations at Rated Resistive load
  - Mechanical: 1 x 10<sup>7</sup> operations at No Resistive load
- Operating Temperature: -40°C ~ 85°C
- Safety Approval: UL



P.C.B. LAYOUT  
Bottom View

Part No. AHQ SH 1 05 L M 1 00G

- Rated Carrying Current:  
1 : 10A
- Contact Form:  
M : One Form A
- Coil Type:  
L : High DC
- Coil Voltage:  
05: 5V(VDC)
- Number of pole,  
1: One Pole
- Type of sealing :  
SH:RT III wash tight
- TYPE : AMI

**Amphenol**  
**ANYTEK**

**CUSTOMER COPY**

ALL RIGHTS RESERVED. REPRODUCTION OR ISSUE TO THIRD PARTIES IN ANY FORM WHATSOEVER IS NOT PERMITTED WITHOUT WRITTEN AUTHORITY FROM THE PROPRIETOR. PROPERTY OF ANYTEK TECHNOLOGY CO., LTD

TITLE	AHQ Series Relay, 5V DC, RT III Wash Tight				DWG NO.		8AHQ0005	
PART NO.	AHQSH105LM100G				CUST NO.			
APPROVED	CHECKED	DESIGNED	DRAWN	UNIT: mm		Tolerance		
		LENA 2021.03.08	LENA 2021.03.08	SCALE: 2:1		X.	±0.50	
				SHEET: 01/01		X.X	±0.30	
				REV: A0		X.XX	±0.10	
						X°	±1°	