




SPECIFICATION SHEET

SPECIFICATION SHEET NO.	Q1017-SDF433M92S4001	
DATE	Oct. 17, 2023	
REVISION	A0	Updated With Most Recent Data - Official First Release
DESCRIPTION AND MAIN PARAMETRICS	<p>SMD SAW Filter L3.0*W3.0*H1.25mm 3030 Type 6 Pads SDF Series 433.9200MHz, Insertion Loss: 1.8dB Typical. 4.0MHz Bandwidth Operating Temp. Range -40°C ~+85°C, Reflow Profile Condition 260 °C Max. Tape/Reel RoHS/RoHS III compliant</p>	
CUSTOMER		
CUSTOMER PART NO.		
CROSS REF. PART NO.		
ORIGINAL MFG/PART NO.	TGS/SDF 433.92M DX4001 TLF	
PART CODE	SDF433M92S4001	

VENDOR APPROVE			
Issued/Checked/Approved			
DATE: Oct. 17, 2023			

CUSTOMER APPROVE	
DATE:	

10/17/2023

SMD SAW FILTER 3030 TYPE SDF SERIES

MAIN FEATURE

- SMD SAW Filter L3.0*W3.0*H1.25mm 3030 Type 6 Pads
- Low-loss SAW Components
- Low Amplitude Ripple
- Sharp Rejection As Both Out-bands
- Usable Passband 4.00MHz
- Package code DCC6C
- Electronic Sensitive Device (ESD)
- Cross More Competitors Part
- RoHS/RoHS III Compliant



APPLICATION

- Bluetooth, wireless communication set
- Communication Electronics

RFQ

[Request For Quotation](#)

PART CODE GUIDE


SDF	433M92	S	4001
1	2	3	4

- 1) SDF: SMD SAW Filter L3.0*W3.0*H1.25mm 3030 Type 6 Pads SDF Series
- 2) 433M92: Frequency range code for 433.9200MHz
- 3) S: SMD type, Package Tape/Reel
- 4) 4001: Internal code (A~Z or 1~9 or Blank) for custom parametric.

SMD SAW FILTER 3030 TYPE SDF SERIES

DIMENSION (Unit: mm)

Image for reference



Marking

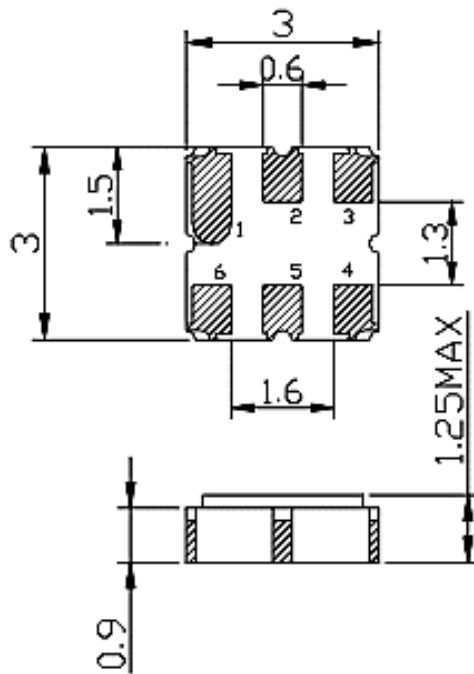
Line 1: Internal code

Line 2: ● Pin 1 + Special code

SDF series

L3.0*W3.0*H1.25mm

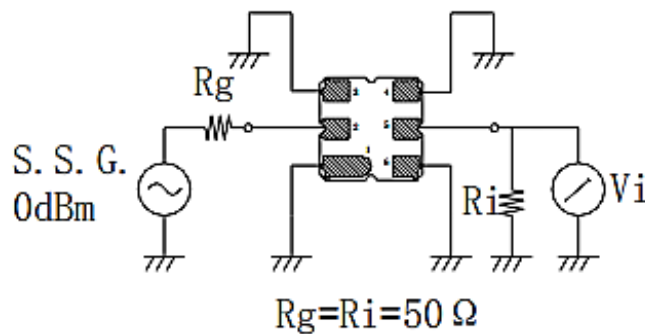
3030 Type



Pin	Configuration
2	Input
5	Output
1,3,4,6	Ground

Test Circuit

(Bottom View)



SMD SAW FILTER 3030 TYPE SDF SERIES
ELECTRICAL PARAMETERS

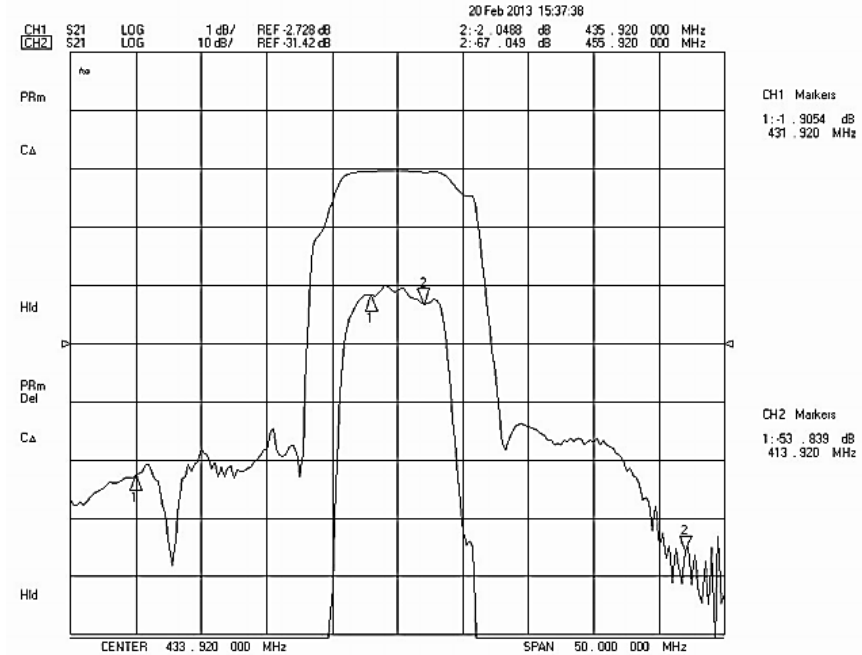
Parameter	Part No. Symbol	Units	Value			
			Min.	Typical	Max.	
Original Manufacturer	TGS		TGS Crystals			
Holder Type	SDF		SMD SAW Filter, L3.0*W3.0*H1.25mm 3030 Type 6 Pads			
Center Frequency (fc)	433.92M	MHz	433.920000			
DC Voltage (VDC)	DX4001	V		3.0V		
Operation Temperature Range (T)		°C	-40		+85	
Storage Temperature Range (Tstg)		°C	-40		+85	
RF Power Dissipation (P)		dBm		10		
Insertion Loss (Min.) (IL)		dB		1.8	2.3	
Insertion Loss 431.92-435.92MHz (IL)		dB		2.0	2.5	
Amplitude Ripple (p-p) 431.92-435.92MHz ($\Delta\alpha$)		dB		0.5	1.0	
Bandwidth		MHz		4.0		
Group Delay Ripple 431.92-435.92MHz (GDR)		ns		25.0	50.0	
Amplitude Consistency		dB		/		
Aging (Absolute Value during the First Year)		ppm/y		$\leq\pm 10$		
Input VSWR 431.92-435.92MHz				1.8:1.0	2.0:1.0	
Output VSWR 431.92-435.92MHz				1.8:1.0	2.0:1.0	
Absolute Attenuation (α)		DC -413.92 MHz	dB	48.0	53.0	
		455.92-533.92 MHz		55.0	60.0	
		533.92-1500.00 MHz		38.0	42.0	
	1500.00-2000.00 MHz	25.0		28.0		
Package	T		Tape/Reel			
RoHS Status	LF		RoHS III compliant			
Add Value			Blank: N/A			
Internal Control Code			Blank: N/A			

Electronic Characteristics: 1) Test Temperature: 25°C±2°C 2) Terminating source impedance: 50Ω 3) Terminating load impedance: 50Ω

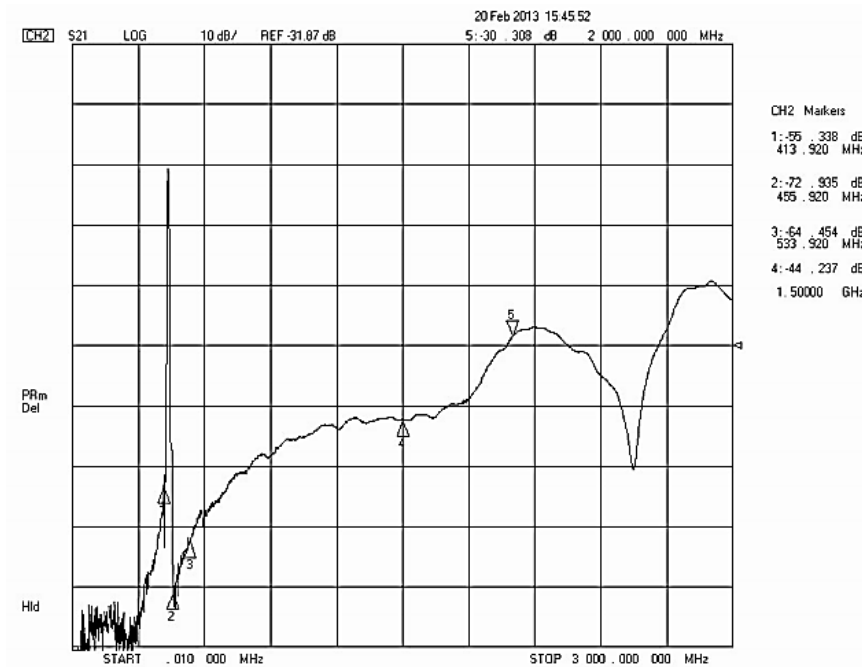
10/17/2023

SMD SAW FILTER 3030 TYPE SDF SERIES

FREQUENCY CHARACTERISTICS



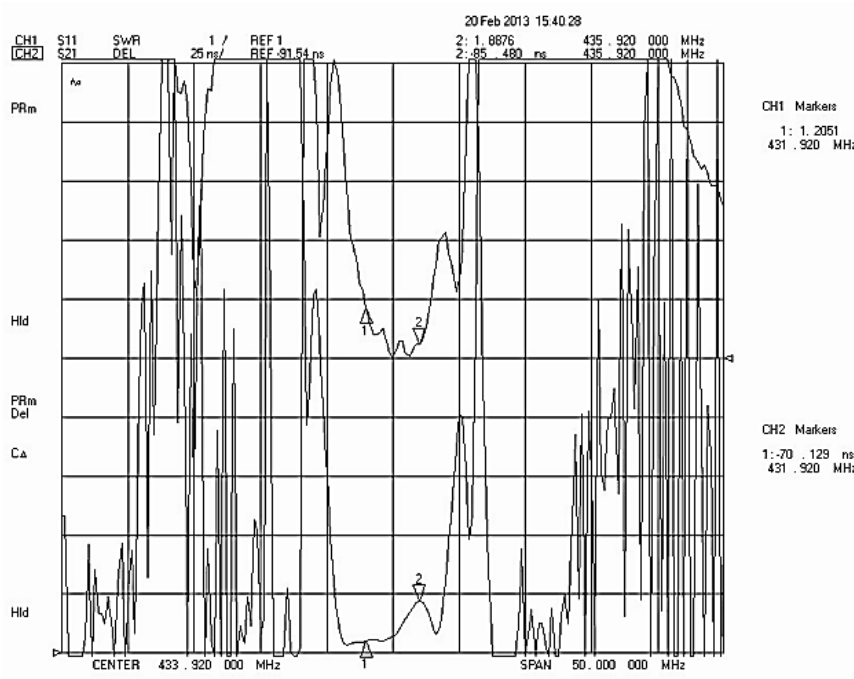
Frequency Response



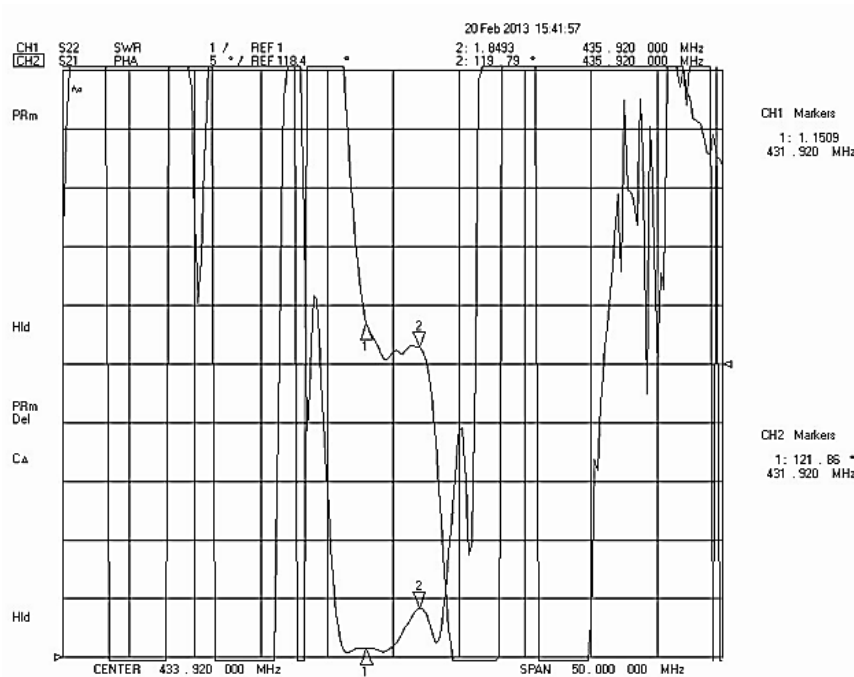
Frequency Response (wideband)

SMD SAW FILTER 3030 TYPE SDF SERIES

FREQUENCY CHARACTERISTICS



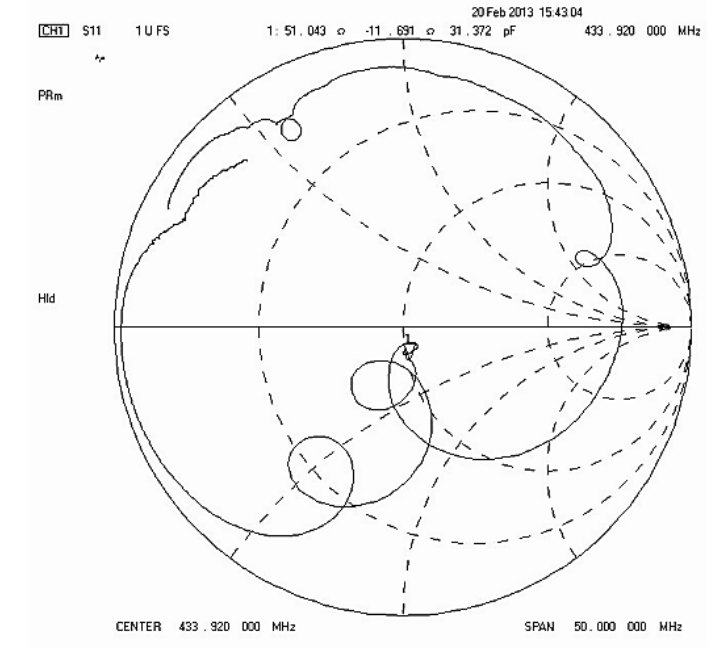
Delay Ripple & S11 VSWR



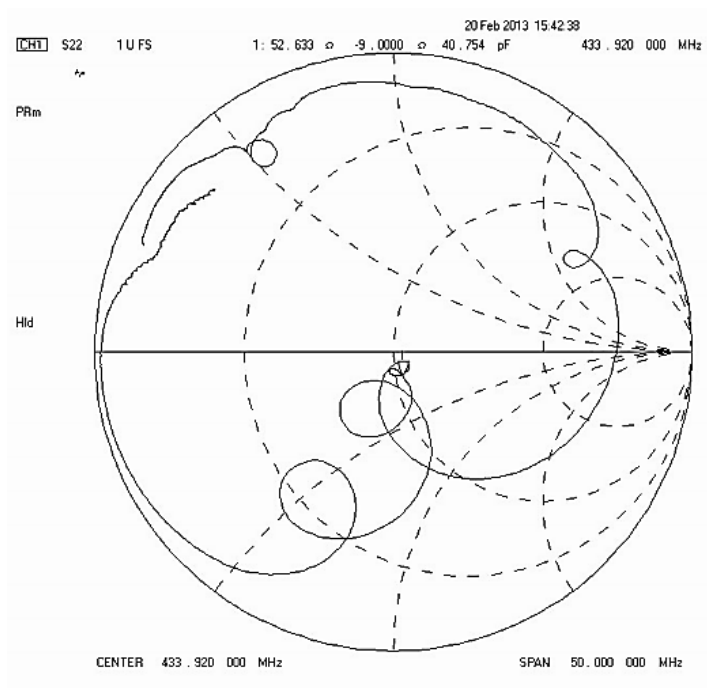
Phase Linearity & S22 VSWR

SMD SAW FILTER 3030 TYPE SDF SERIES

FREQUENCY CHARACTERISTICS



S11 Smith Chart



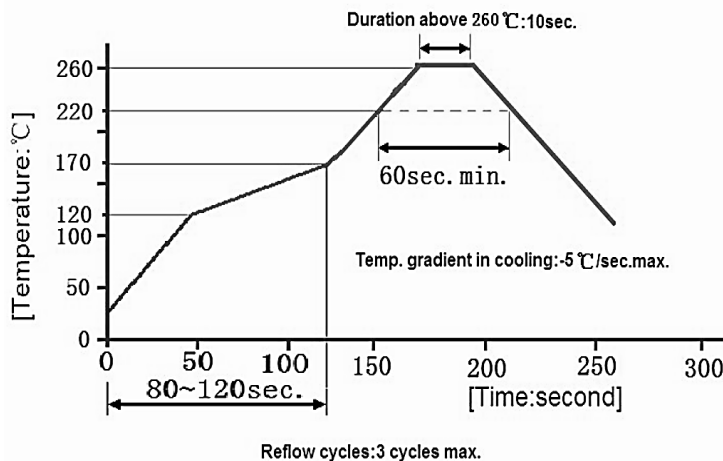
S22 Smith Chart

SMD SAW FILTER 3030 TYPE SDF SERIES

RELIABILITY

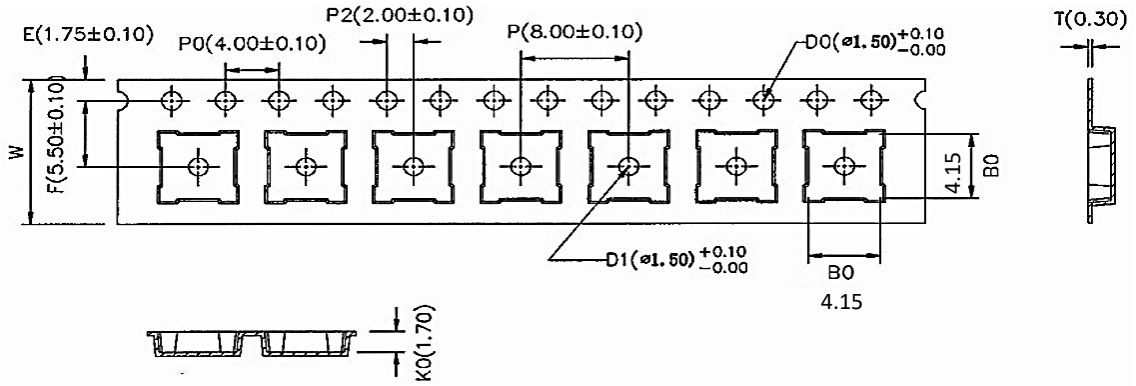
Test Items	Test Method And Conditions	Requirement
Temperature Storage	(1) Temperature: 85°C±2°C , Duration: 250h , Recovery time: 2h±0.5h (2) Temperature: -55°C±3°C , Duration: 250h ,Recovery time: 2h±0.5h	It shall remain electrical performance after tests
Humidity Test	Conditions: 60°C±2°C , 90~95% RH Duration: 250h	
Thermal Shock	Heat cycle conditions: TA=-55°C±3°C, TB=85°C±2°C, t1=t2=30min, Switch time: ≤3min, Cycle time: 100 times, Recovery time: 2h±0.5h.	
Vibration Fatigue	Frequency of vibration: 10~55Hz Amplitude:1.5mm Directions: X,Y and Z Duration: 2h	
Drop Test	Cycle time: 10 times Height: 1.0m	
Solderability	Temperature: 245°C±5°C Duration: 3.0s--5.0s Depth: DIP--2/3 , SMD--1/5	
Resistance to Soldering Heat	(1)Thickness of PCB:1mm , Solder condition: 260°C±5°C , Duration: 10±1s (2)Temperature of Soldering Iron: 350°C±10°C , Duration: 3~4s , Recovery time : 2 ± 0.5h	

SUGGESTED REFLOW PROFILE (For Reference Only)

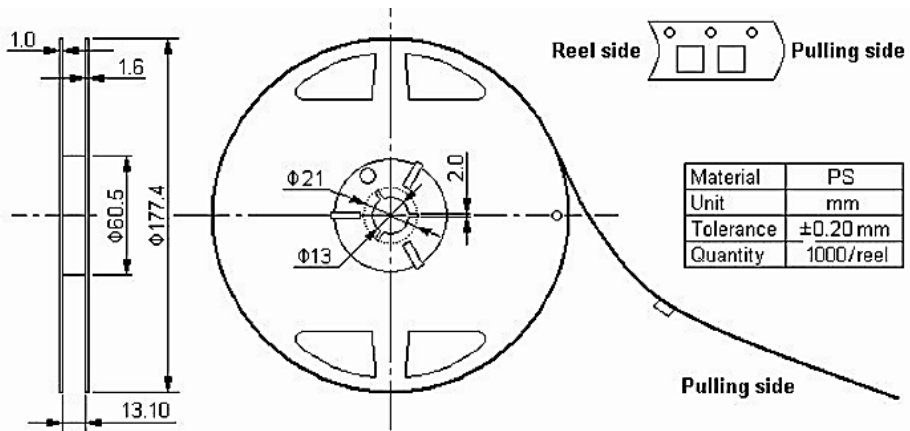


SMD SAW FILTER 3030 TYPE SDF SERIES

TAPE DIMENSION (Unit: mm, 1000pcs/Reel)



REEL DIMENSION (Unit: mm)



SMD SAW FILTER 3030 TYPE SDF SERIES

CAUTION

1. As a result of the particularity of inner structure of SAW products, it easy to be breakdown by electrostatic, so we should pay attention to ESD protect in the test.
2. Static voltage between signal load and ground may cause deterioration and destruction of the component. Please avoid static voltage.
3. Ultrasonic cleaning may cause deterioration and destruction of the component. Please avoid ultrasonic cleaning.
4. Only leads of component may be soldered. Please avoid soldering another part of component.
5. There is a close relationship between the device's performance and matching network. The specifications of this device are based on the test circuit shown above. L and C values may change depending on board layout. Values shown are intended as a guide only.
6. The temperature of manual welding should not exceed 300 °C.
7. The specifications of this device are based on the test circuit shown above and subject to change or obsolescence without notice.
8. All equipment designs utilizing this product must be approved by the appropriate government agency prior to manufacture or sale.
9. Our liability is only assumed for the Surface Acoustic Wave (SAW) component(s) perse, not for applications, processes and circuits implemented within components or assemblies.
10. For questions on technology, prices and delivery, please contact our sales offices or e-mail: sales@NextGenComponent.com.

SMD SAW FILTER 3030 TYPE SDF SERIES

ROHS COMPLIANCE

- The levels of RoHS restricted materials in this product are below the maximum concentration values (also referred to as the threshold limits) permitted for such substances, or are used in an exempted application, in accordance with EU RoHS Directive (EU) 2015/863 EC (RoHS3).

REACH COMPLIANCE

- REACH substances of high concern (SVHCs) information is available for this product. Since the European Chemical Agency (ECHA) has published notice of their intent to frequently revise the SVHC listing for the foreseeable future, REACH

IMPORTANT NOTES AND DISCLAIMER

- 1) All Product parametric performance is indicated in the Electrical Characteristics for the listed herein test conditions, unless otherwise noted. Product performance may not be indicated by the Electrical Characteristics if operated under different conditions.
- 2) NextGen Component, Inc (*NextGen*) reserves the right to make changes to this document and its products and specifications at any time without notice. Customers should obtain and confirm the latest product information and specifications before final design, purchase or use.
- 3) *NextGen* makes no warranty, representation or guarantee regarding the suitability of its products for any particular purpose, nor does NextGen assume any liability for application assistance or customer product design.
- 4) *NextGen* does not warrant or accept any liability with products which are purchased or used for any unintended or unauthorized application. No license is granted by implication or otherwise under any intellectual property rights of NextGen.
- 5) *NextGen* products are not authorized for use as critical components in life support devices or systems without express written approval by *NextGen*.
- 6) *NextGen* requires that customers first obtain an RMA (Returned Merchandise Authorization) number prior to returning any products. Returns must be made within 30 days of the date of invoice, be in the original packaging, unused and like-new condition. At the time of quoting or purchasing, a product may say that it is Non-Cancelable/ Non-Returnable (NCNR). These products are not returnable and not refundable.