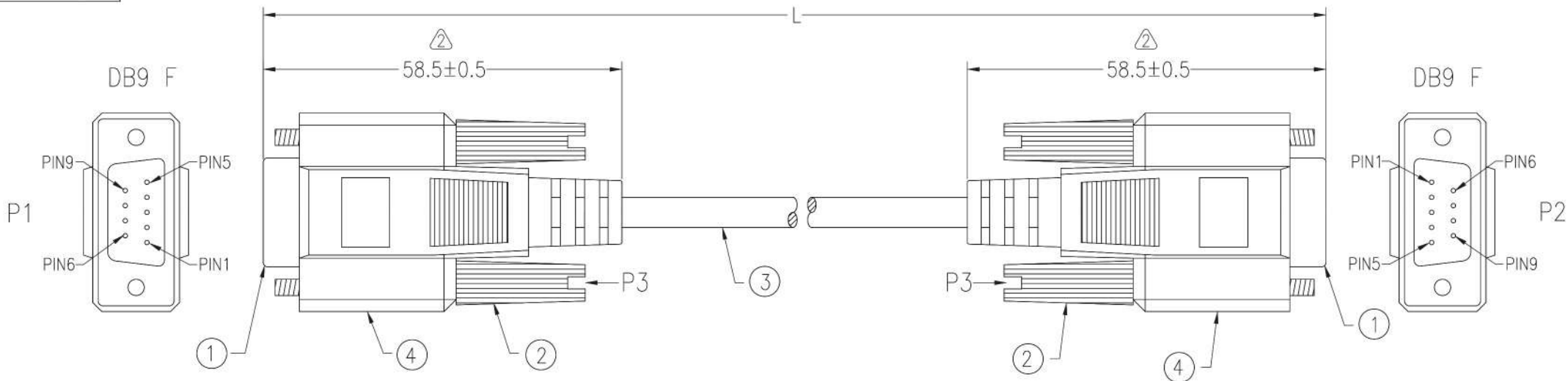




P1,P2: M-Y139C
M-139H
P3: M-426E



1009			
P1		P2	△
1	—————	1	BROWN
2	—————	2	RED
3	—————	3	ORANGE
4	—————	4	YELLOW
5	—————	5	GREEN
6	—————	6	BLUE
7	—————	7	PURPLE
8	—————	8	GRAY
9	—————	9	BLACK
SHIELD	—————	SHIELD	

△ *NOTE: ALL relevant materials are complied with ROHS directive

4	BLACK PVC TUBE $\phi 3.0 \times 22\text{mm}$	H7A001-0304K09	2	M304	
	ALUMINUM FOIL 33*65mm	A6MA05-0309	2	M309	
	MOLDED PE COLOR TRANSPARENT	A5BA02-0280		M280	
	MOLDED PVC BEIGE	H1BF01-0304B01		M304	
3	NON-UL 9C 28AWG, ALUM-MYLAR FOIL SHIELDING WITH DRAIN WIRE, OD 5.0mm, JACKET BEIGE, DRAWING No. EMAL2809C-051	H5BL31-0304B01	L-10mm	M304	
2	MOLDED THUMBSCREW #4-40, LENGTH 46.5mm, BEIGE	H1RB01-0304B01 A6AA30-0095	4	M95	
1	DB9 FEMALE, GOLD FLASH ON CONTACTS, BLUE INSULATOR	A1AA01-0277U09	2	M277	
No.	DESCRIPTION			Q'TY	Supplier

APPROVED		 COMPUCABLEPLUS PROVIDING CONNECTIVITY SOLUTIONS	Cable Length Unless Other Spec. Tolerances:		
CHECKED	HU		0 ~200mm	±10mm	
DRAWING	ZHU		201~1000mm	±20mm	
DATE	05/JULY/19	ITEM NO.	DMC-9FF-XXB & DMC-9FF-XXB-MF	UNIT:mm	
				1001 ~1500mm	±25mm
				1501 ~2100mm	±30mm
				2100mm↑	±40mm