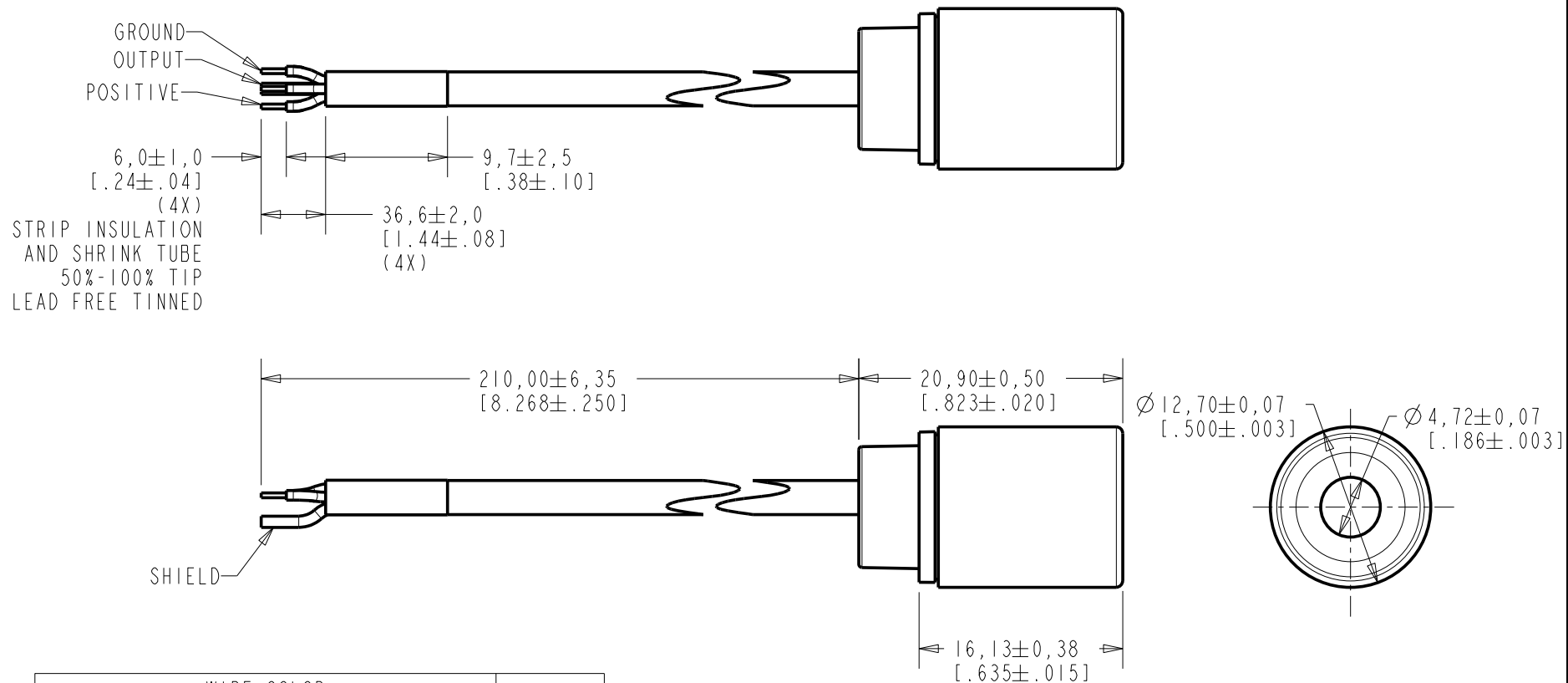


VEK-H-30108-000
SHT 1.1



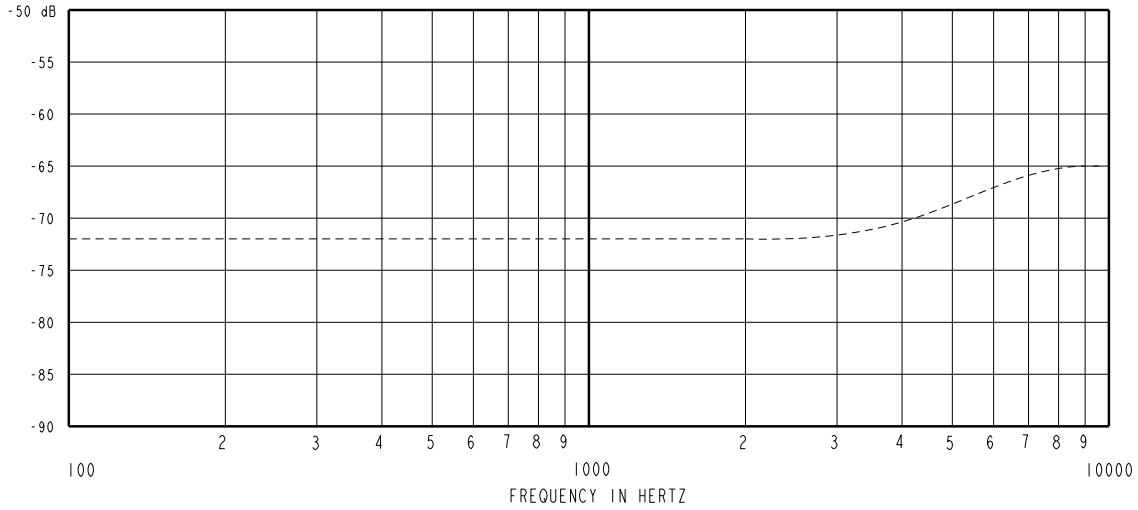
WIRE COLOR				WEIGHT GRAMS
+ve	OUTPUT	-ve	SHIELD	
RED	WHITE	BLACK	HEATSHRINK	4.6

DIMENSIONS IN MILLIMETERS [INCHES]

Revision	C.O. #	Implementation Date	RELEASE LEVEL	REVISION
			Active	A
A	C10106336	7-16-08		
SCALE: 2:1				
DO NOT SCALE DRAWING			DR. BY	DATE
TITLE: MICROPHONE			SDZ	7-16-08
VEK-H-30108-000			CK. BY	DATE
OUTLINE DRAWING			GJP	7-22-08
SHT 1.1			APP. BY	DATE
			GJP	7-22-08

KNOWLES ELECTRONICS
ITASCA, ILLINOIS U.S.A.

SENSITIVITY IN dB RELATIVE TO 1.0 VOLT/0.1 Pa (N/M²)
FOR CONDITIONS SHOWN BELOW.

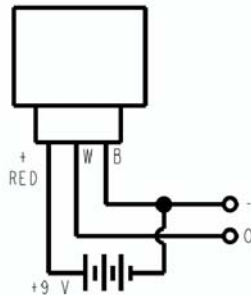


FREQUENCY	SENSITIVITY			DEVICE CONFORMITY	
	MIN.	NOM.	MAX.	RANGE OF DEVIATION FROM 1KHz	
100	---	-72.0	---	-3.0	+3.0
1000	-75.0	-72.0	-69.0	0.0	0.0
10000	---	-65.0	---	+4.0	+10.0

NOTES:

- CASE CONNECTED TO NEGATIVE TERMINAL.
- MICROPHONE TO BE FUNCTIONAL WITH 10 VDC SUPPLY.
- CONFORMS TO REQUIREMENTS SHOWN ON 'ELECTRET MICROPHONE ENVIRONMENTAL QUALIFICATIONS TEST, EK-PA SHEET 2.2' WITH REF. FREQ. 1000 Hz.
- TYPICAL SENSITIVITY TO HUMIDITY AT 1000 Hz IS 0.02 dB/%RH.
- SENSITIVITY AND NOISE VALUES INDICATED ON THIS SPECIFICATION ARE VALID AT 50% HUMIDITY.

DC SUPPLY	AMPLIFIER CURRENT DRAIN	"A" WEIGHTED NOISE (1 kHz EQUIV. SPL)	OUTPUT IMPEDANCE OHMS		
			MIN.	NOM.	MAX.
9.0V	N/A	40.0 dB MAX.	N/A	N/A	N/A



Revision	C.O. #	Implementation Date	RELEASE LEVEL	REVISION
A	CI0106336	7-16-08	Design	A

WHEN TEST LIMITS ARE USED TO ESTABLISH INCOMING INSPECTION ACCEPTANCE/REJECTION CRITERIA, CORRELATION OF TEST EQUIPMENT WITH KNOWLES IS ALSO REQUIRED FOR ELIMINATION OF EQUIPMENT AND TEST METHOD VARIATION

TITLE: MICROPHONE	VEK-H-30108-000	DR. BY: SDZ	DATE: 7-16-08
PERFORMANCE SPECIFICATION	SHT 2.1	CK. BY: GJP	DATE: 7-22-08
		APP. BY: GJP	DATE: 7-22-08

KNOWLES ELECTRONICS
ITASCA, ILLINOIS U.S.A.