

Single Layer Varistor (VC32/VC40)

AVX Single Layer Ceramic

Transient Voltage Suppression and ESD Protection Devices



GENERAL DESCRIPTION

- SMD Zinc Oxide based Ceramic Chip
- Silver Termination System
- Protective Glass Coating on Metallized Surface
- Tape and Reel Packaging (Bulk option available)

TYPICAL APPLICATIONS

This is a SMD version of the leaded disk varistors. Used typically to reduce transient phenomena in a very wide range of product/field. Some examples of the areas of application are given below :

- Telecommunications
- Automotive
- Consumer Electronics
- Industrial Applications

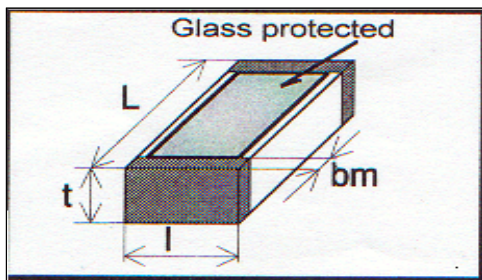


GENERAL CHARACTERISTICS

Storage Temperature: -55C to +125C

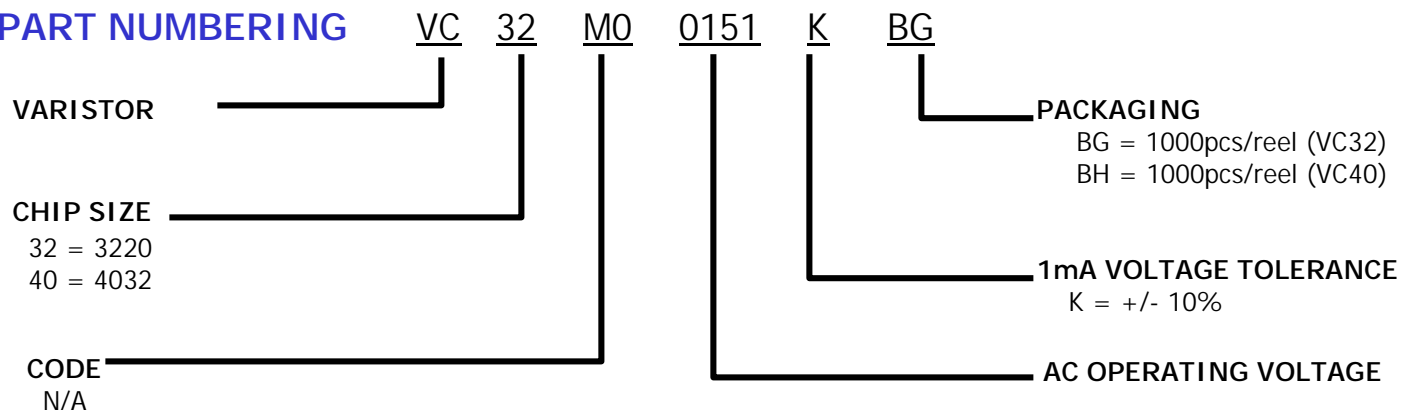
Operating Temperature: -55C to +125C

PHYSICAL DIMENSIONS



Symbol	VC32		VC40	
	Min (mm)	Max (mm)	Min (mm)	Max (mm)
L	7.90	8.51	9.50	10.50
L	4.70	5.26	7.50	8.50
T		2.03		3.5
bm	0.40	1.30	0.40	1.30

PART NUMBERING



Single Layer Varistor (VC32/VC40)

AVX Single Layer Ceramic

Transient Voltage Suppression and ESD Protection Devices



ELECTRICAL CHARACTERISTICS

Part Number	Vnom (1mA)	Vrms	Vdc	Vclamp (8x20us)		Max Peak Current (8x20us)					Energy (10x1000us) J	Typical Cap. pF
				Vp	Ip	1 Surge	2 Surge	10 Surge	20 Surge	100 Surge		
VC32M00140K--	22	14	18	47	5	100	50	25	20	12	0.8	1600
VC32M00170K--	27	17	22	57	5	100	50	25	20	12	1	1300
VC32M00200K--	33	20	26	68	5	100	50	25	20	12	1.2	1100
VC32M00250K--	39	25	31	79	5	100	50	25	20	12	1.5	900
VC32M00300K--	47	30	38	92	5	100	50	25	20	12	1.8	800
VC32M00350K--	56	35	45	107	5	100	50	25	20	12	2.3	700
VC32M00400K--	68	40	56	127	5	100	50	25	20	12	3	600
VC32M00500K--	82	50	66	135	10	400	200	100	80	50	4	500
VC32M00600K--	100	60	81	165	10	400	200	100	80	50	5	400
VC32M00750K--	120	75	102	200	10	400	200	100	80	50	6	300
VC32M00950K--	150	95	127	250	10	400	200	100	80	50	8	250
VC32M01150K--	180	115	150	295	10	400	200	100	80	50	10	200
VC32M00131K--	200	130	175	340	10	400	200	100	80	50	11	180
VC32M00141K--	220	140	180	360	10	400	200	100	80	50	12	160
VC32M00151K--	240	150	200	395	10	400	200	100	80	50	13	150
VC32M01750K--	270	175	225	455	10	400	200	100	80	50	15	135
VC32M00231K--	360	230	300	595	10	400	200	100	80	50	20	100
VC32M00251K--	390	250	330	650	10	400	200	100	80	50	21	90
VC32M02750K--	430	275	368	710	10	400	200	100	80	50	23	80
VC32M00301K--	470	300	385	775	10	400	200	100	80	50	23	70
VC40M00140K--	22	14	18	43	5	250	125	64	50	40	0.9	3000
VC40M00170K--	27	17	22	53	5	250	125	64	50	40	1.1	2400
VC40M00200K--	33	20	26	65	5	250	125	64	50	40	1.3	1900
VC40M00250K--	39	25	31	77	5	250	125	64	50	40	1.6	1500
VC40M00300K--	47	30	38	93	5	250	125	64	50	40	2	1300
VC40M00350K--	56	35	45	110	5	250	125	64	50	40	2.5	1000
VC40M00400K--	68	40	56	135	5	250	125	64	50	40	3.2	850
VC40M00500K--	82	50	66	135	10	1200	600	300	240	120	4.2	700
VC40M00600K--	100	60	81	165	10	1200	600	300	240	120	5.5	530
VC40M00750K--	120	75	102	200	10	1200	600	300	240	120	6.5	500
VC40M00950K--	150	95	127	250	10	1200	600	300	240	120	8.8	450
VC40M01150K--	180	115	150	300	10	1200	600	300	240	120	11	320
VC40M00131K--	200	130	175	340	10	1200	600	300	240	120	12	250
VC40M00141K--	220	140	180	360	10	1200	600	300	240	120	13	240
VC40M00151K--	240	150	200	395	10	1200	600	300	240	120	14	220
VC40M01750K--	270	175	225	455	10	1200	600	300	240	120	16	200
VC40M00231K--	360	230	300	595	10	1200	600	300	240	120	22	170
VC40M00251K--	390	250	330	650	10	1200	600	300	240	120	23	160
VC40M02750K--	430	275	368	710	10	1200	600	300	240	120	25	150
VC40M00301K--	470	300	385	775	10	1200	600	300	240	120	25	140



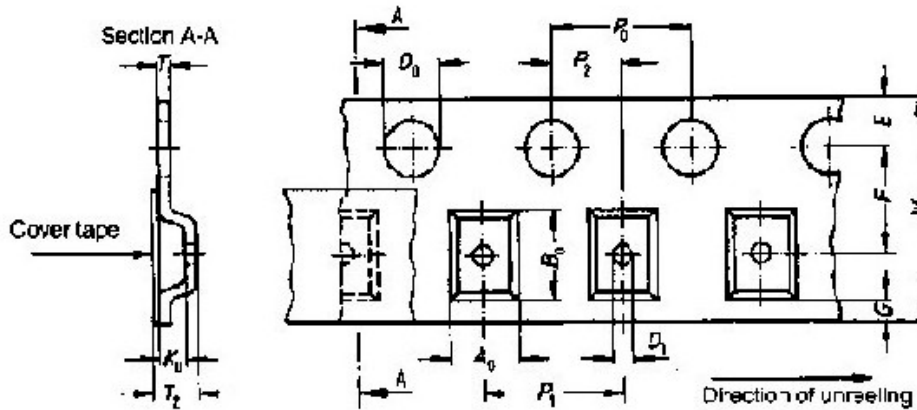
Single Layer Varistor (VC32/VC40)

AVX Single Layer Ceramic

Transient Voltage Suppression and ESD Protection Devices



TAPING SPECIFICATION



Dimensions	16mm		Tolerance
	VC32	VC40	
$A_0 \times B_0$	5,3 x 8,7	8,6 x 10,6	$\pm 0,50$
K_0	2,50	5,00	max.
T_2			
T	0,30	0,30	$\pm 0,10$
D_0	1,50	1,50	+0,10/-0
D_1			
P_0	4,00	4,00	$\pm 0,10^{1)}$
P_2	2,00	2,00	$\pm 0,10$
P_1	8,00	12,00	$\pm 0,10$
W	16,00	16,00	$\pm 0,30$
E	1,75	1,75	$\pm 0,10$
F	7,50	7,50	$\pm 0,10$
G			

1) $\leq \pm 0.2$ mm over 10 sprocket holes



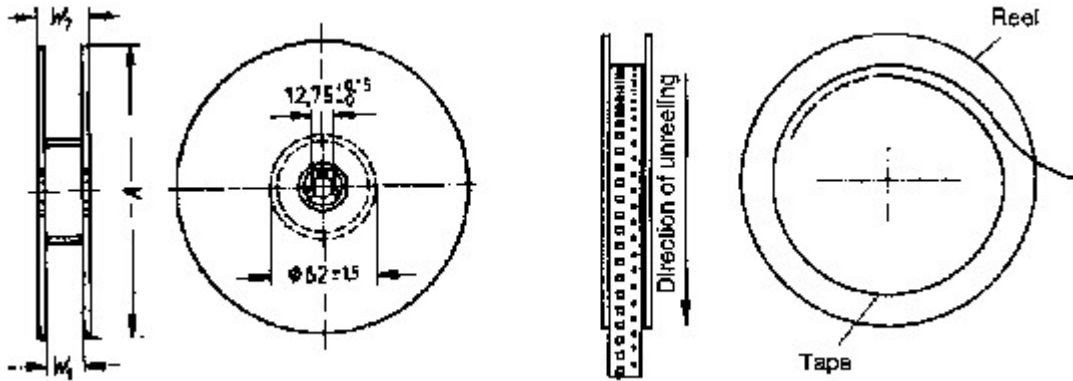
Single Layer Varistor (VC32/VC40)

AVX Single Layer Ceramic

Transient Voltage Suppression and ESD Protection Devices



REEL SPECIFICATION



A (mm)	330 ₋₂
W ₁	16.4 _{+1.5/-0}
W ₂	22.4

Note: 1000 pieces per reel for both VC32 and VC40

