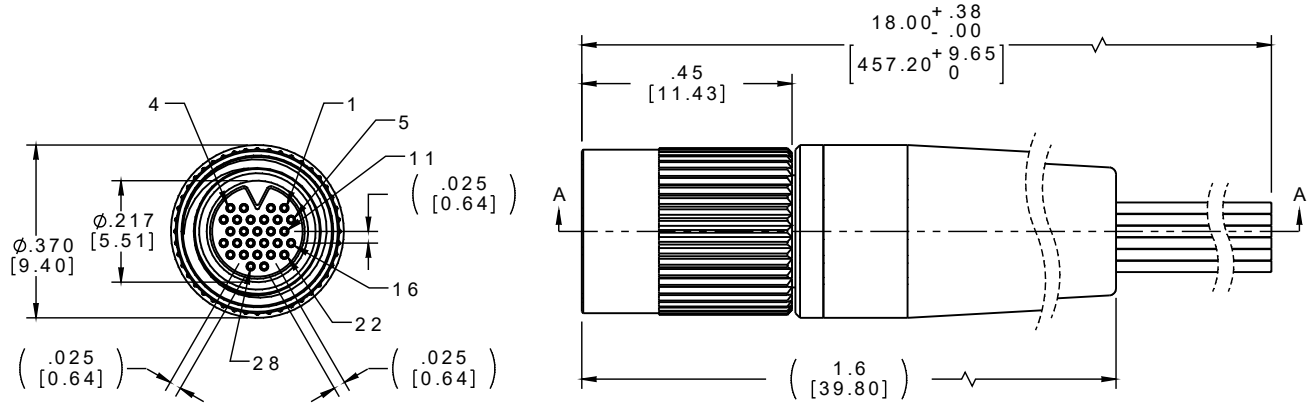


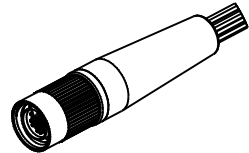
MATERIALS & FINISHES

- INSULATORS
 - THERMOPLASTIC PER MIL-M-24519
- CONTACT MATERIAL
 - SOCKET - COPPER ALLOY PER MIL-DTL-32139
- CONTACT FINISH
 - GOLD PLATE PER ASTM B488, TYPE II (HARD GOLD), CODE C, CLASS 1.27
- WIRE - STANDARD
 - 32 AWG, 7 STRAND, TYPE ET PER NEMA HP3
- SHELLS
 - BRASS ALLOY 360
- SHELL FINISH
 - ELECTROLESS NICKEL PER SAE-AMS-2404

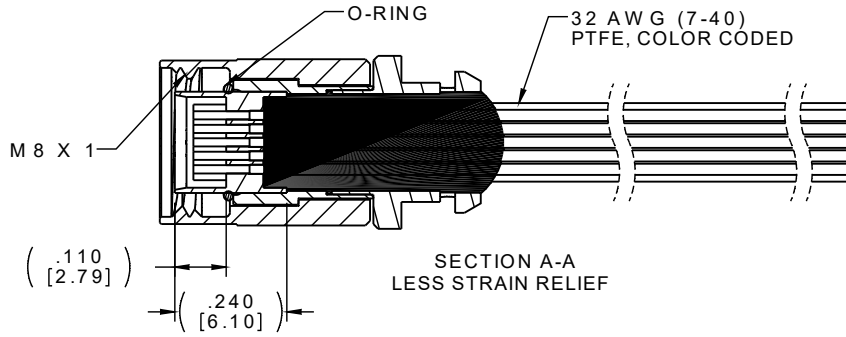
PART NO.	A79157-001	REV	ECO	DATE	APP
		C	99177	01-02-13	TLM



SOCKET #	COLOR
1, 11, 21	BLACK
2, 12, 22	BROWN
3, 13, 23	RED
4, 14, 24	ORANGE
5, 15, 25	YELLOW
6, 16, 26	GREEN
7, 17, 27	BLUE
8, 18, 28	VIOLET
9, 19	GRAY
10, 20	WHITE



ACTUAL SIZE EXCLUDING WIRE LENGTH



INTERNAL USE ONLY
USE MFG LOADING
PROCEDURE NC-28S

NOTE:

DIMENSIONS IN [] ARE IN MILLIMETERS UNLESS OTHERWISE NOTED AND ARE FOR REFERENCE ONLY

MNCST/SLD/M	THIRD ANGLE	THIS DRAWING CONTAINS CONFIDENTIAL AND PROPRIETARY INFORMATION WHICH IS THE PROPERTY OF OMNETICS CONNECTOR CORP. THIS DOCUMENT MAY NOT, IN WHOLE OR IN PART, BE DUPLICATED, OR DISCLOSED FOR ANY PURPOSE, WITHOUT WRITTEN PERMISSION FROM OMNETICS CONNECTOR CORP.		OMNETICS CONNECTOR CORPORATION 7260 COMMERCE CIRCLE EAST MINNEAPOLIS, MN 55432 WWW.OMNETICS.COM	CAGE CODE 61873		
	-TOLERANCES-	DFTM. JPF	DATE 03-23-09		TITLE: (28) SOCKET CIRCULAR CONNECTOR W/ METAL SHELL	DWG NO. A79157-001	
	DIMENSIONS IN INCHES	CHK'D.	DATE			SHEET 1 OF 1	REV C
	2 PL DEC 2 .01 3 PL DEC 2 .005 4 PL DEC 2 .0005 ANGLES ± 1°	APP'D.	DATE			SCALE: 3:1	