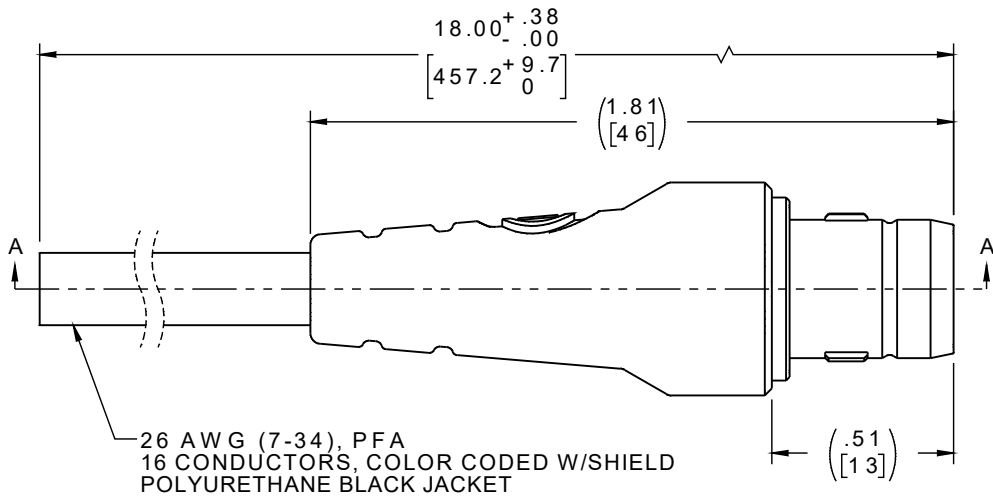
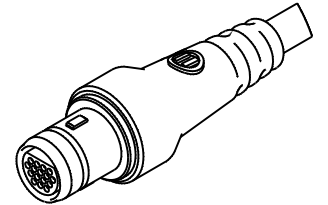
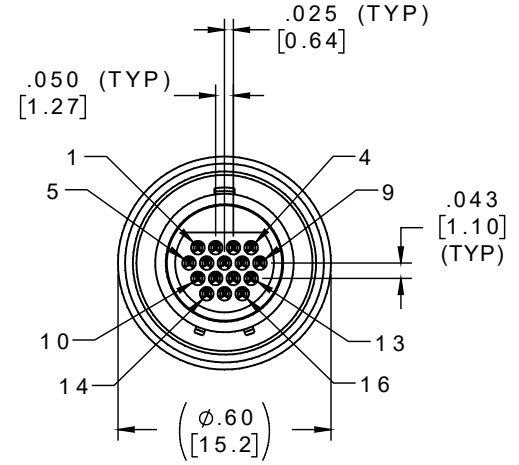


PART NO.	A22472-001	REV	ECO	DATE	APP
		A	102944	10-07-16	TLM



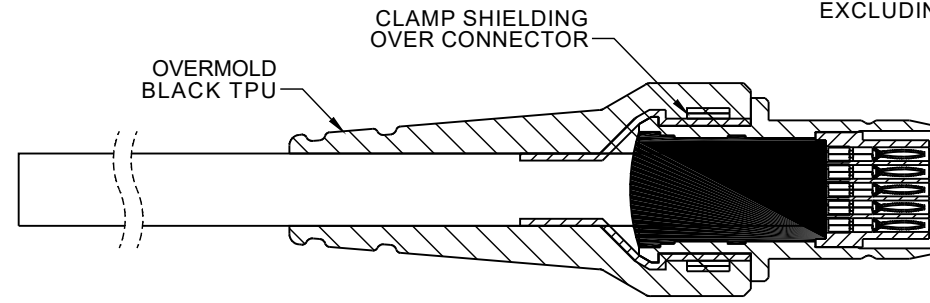
26 AWG (7-34), PFA  
16 CONDUCTORS, COLOR CODED W/SHIELD  
POLYURETHANE BLACK JACKET



ACTUAL SIZE  
EXCLUDING CABLE LENGTH

PIN #	COLOR
1	BLACK
2	BROWN
3	RED
4	ORANGE
5	YELLOW
6	GREEN
7	BLUE
8	VIOLET
9	GRAY
10	WHITE
11	WHT/BLK
12	WHT/BRN
13	WHT/RED
14	WHT/ORG
15	WHT/YEL
16	WHT/GRN

INTERNAL USE ONLY  
USE MFG LOADING  
PROCEDURE MC-16P-1



SECTION A-A

NOTES:

DIMENSIONS IN [ ] ARE IN MILLIMETERS UNLESS OTHERWISE NOTED AND ARE FOR REFERENCE ONLY

OVERMOLD PER IPC-WHMA-A-620, CLASS 3

KBMP ISLDM	THIRD ANGLE	THIS DRAWING CONTAINS CONFIDENTIAL AND PROPRIETARY INFORMATION WHICH IS THE PROPERTY OF OMNETICS CONNECTOR CORP. THIS DOCUMENT MAY NOT, IN WHOLE OR IN PART, BE DUPLICATED, OR DISCLOSED FOR ANY PURPOSE, WITHOUT WRITTEN PERMISSION FROM OMNETICS CONNECTOR CORP.		
	-TOLERANCES- UNLESS OTHERWISE NOTED	DFTM. JPF	DATE 04-23-15	TITLE: (16) PIN MALE
	DIMENSIONS IN INCHES	CHK'D.	DATE	MICRO BREAK AWAY
	2 PL DEC ± .01 3 PL DEC ± .005 4 PL DEC ± .0005 ANGLES ± 1°	APP'D.	DATE	SEALED CIRCULAR CONNECTOR

**OMNETICS**  
CONNECTOR CORPORATION  
7260 COMMERCE CIRCLE EAST  
MINNEAPOLIS, MN 55432  
WWW.OMNETICS.COM

<b>IP68</b>	
CAGE CODE 61873	DWG NO. A22472-001
SHEET 1 OF 2	REV A
SCALE: 2:1	