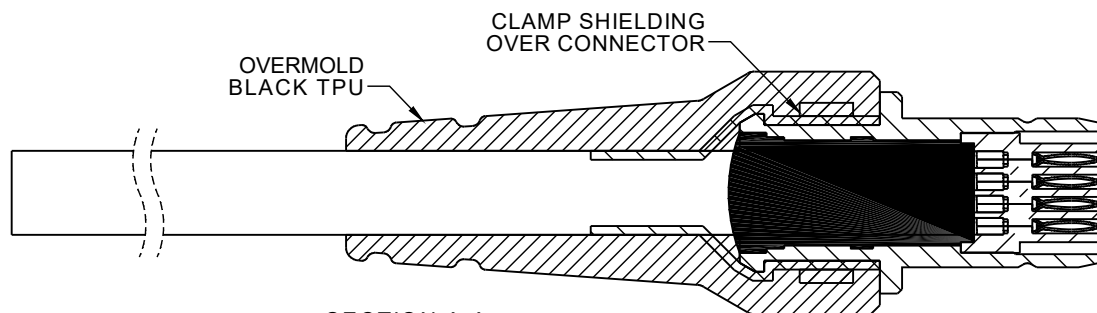
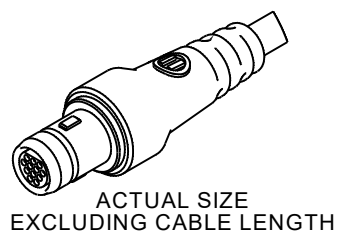
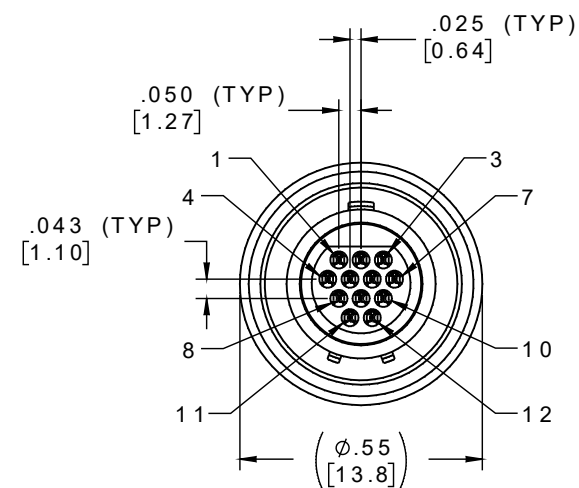
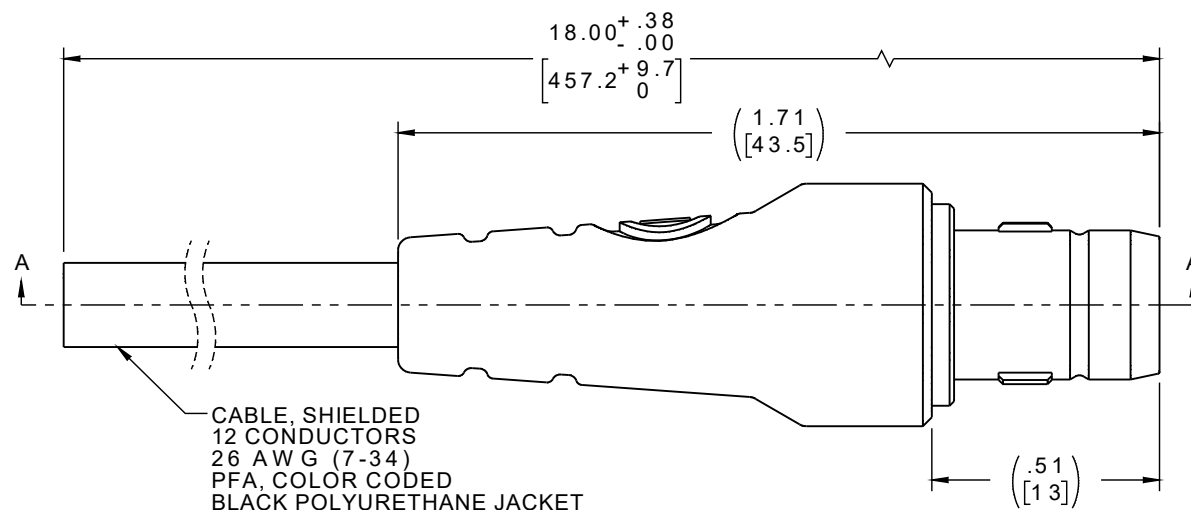


PART NO.	A 22465-001	REV	ECO	DATE	APP
		A	102939	10-07-16	TLM



PIN #	COLOR
1	BLACK
2	BROWN
3	RED
4	ORANGE
5	YELLOW
6	GREEN
7	BLUE
8	VIOLET
9	GRAY
10	WHITE
11	WHT/BLACK
12	WHT/BROWN

INTERNAL USE ONLY  
USE MFG LOADING  
PROCEDURE MC-12P

NOTES:

1. DIMENSIONS IN [ ] ARE IN MILLIMETERS UNLESS OTHERWISE NOTED AND ARE FOR REFERENCE ONLY
2. OVERMOLD PER IPC-WHMA-A-620, CLASS 3

THIRD ANGLE
-TOLERANCES-
UNLESS OTHERWISE NOTED
DIMENSIONS IN INCHES
2 PL DEC ± .01
3 PL DEC ± .005
4 PL DEC ± .0005
ANGLES ± 1°

THIS DRAWING CONTAINS CONFIDENTIAL AND PROPRIETARY INFORMATION WHICH IS THE PROPERTY OF OMNETICS CONNECTOR CORP. THIS DOCUMENT MAY NOT, IN WHOLE OR IN PART, BE DUPLICATED, OR DISCLOSED FOR ANY PURPOSE, WITHOUT WRITTEN PERMISSION FROM OMNETICS CONNECTOR CORP.

DFTM. JPF	DATE 04-23-15
CHK'D.	DATE
APP'D.	DATE

TITLE:  
(12) PIN MALE  
MICRO BREAK AWAY  
SEALED CIRCULAR CONNECTOR

**OMNETICS**  
CONNECTOR CORPORATION  
7260 COMMERCE CIRCLE EAST  
MINNEAPOLIS, MN 55432  
WWW.OMNETICS.COM

CAGE CODE 61873	REV
DWG NO. A 22465-001	A
SHEET 1 OF 2	
SCALE: 5:2	

**IP68**