
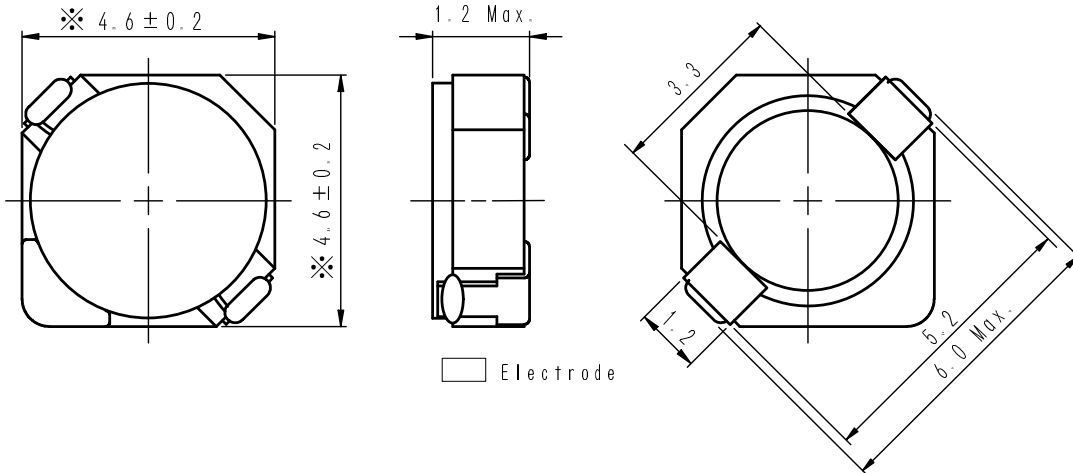
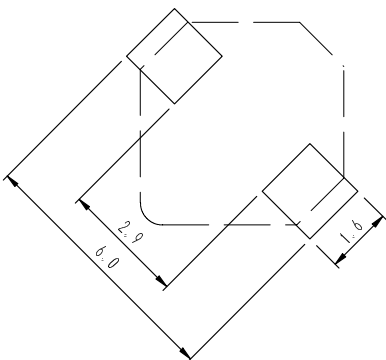
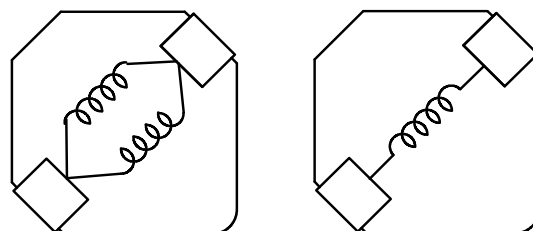


**Type: CDRH4D11**
**◆ Product Description**

- 4.8×4.8mm Max.(L×W), 1.2mm Max. Height.
- Inductance range: 0.6~47 μ H.
- Rated current range: 0.31~2.6A.
- Custom design is available.


**◆ Feature**

- Magnetically shielded construction.
- Storage temperature range: -40°C~+100°C.
- Operating temperature range: -40°C~+100°C (Including coil's self temperature rise).
- Ideally used in Mobile phone,PDA,MP3,DSC/DVC,HDD,portable DVD etc as DC-DC converter inductors.
- RoHS compliance.

**◆ Dimensions (mm)**

**◆ Land Pattern (mm)**

**◆ Schematics (Bottom)**


(0.60~6.8 μ H)

(8.2~47 μ H)

**Type: CDRH4D11**
**◆ Specification**

Part Name ※	Stamp	Inductance ( $\mu$ H) 100kHz/1V	D.C.R.(m $\Omega$ ) Max.(Typ.) (at 20°C)	Saturation Current (A) ※1		Temperature Rise Current (A) ※2
				at 20°C	at 105°C	
CDRH4D11NP-R60N□	R60	0.6±30%	28.0(21.6)	2.60	2.00	3.50
CDRH4D11NP-1R0N□	1R0	1.0±30%	33.8(27.1)	2.10	1.58	2.80
CDRH4D11NP-1R5N□	1R5	1.5±30%	56.0(44.8)	1.73	1.30	2.00
CDRH4D11NP-2R2N□	2R2	2.2±30%	81.0(65.0)	1.35	1.00	1.70
CDRH4D11NP-3R3N□	3R3	3.3±30%	106.7(85.4)	1.17	0.86	1.45
CDRH4D11NP-4R7N□	4R7	4.7±30%	137.6(110.0)	0.99	0.72	1.30
CDRH4D11NP-5R6N□	5R6	5.6±30%	154.0(123.4)	0.90	0.68	1.20
CDRH4D11NP-6R8N□	6R8	6.8±30%	206.5(165.0)	0.81	0.60	1.00
CDRH4D11NP-8R2N□	8R2	8.2±30%	273.8(219.0)	0.74	0.54	0.83
CDRH4D11NP-100M□	100	10±20%	297.0(237.6)	0.68	0.50	0.78
CDRH4D11NP-150M□	150	15±20%	460.0(368.0)	0.53	0.40	0.63
CDRH4D11NP-220M□	220	22±20%	706.4(565.0)	0.44	0.32	0.50
CDRH4D11NP-330M□	330	33±20%	1004(836.8)	0.36	0.27	0.39
CDRH4D11NP-470M□	470	47±20%	1259(1049)	0.31	0.23	0.34

**※ Description of part name**

CDRH4D11NP-R60N□

- B Box
- C Carrier Tape

※1.Saturation current: The DC current at which the inductance decreases by 35% from its nominal value.

※2.Temperature rise current: The DC current at which the temperature rise is  $\Delta t=40^{\circ}\text{C}$ .( $T_a=20^{\circ}\text{C}$ )