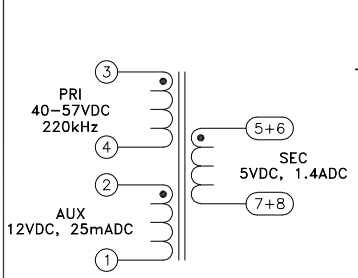
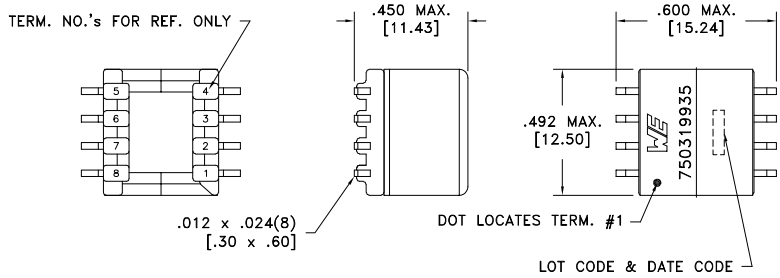
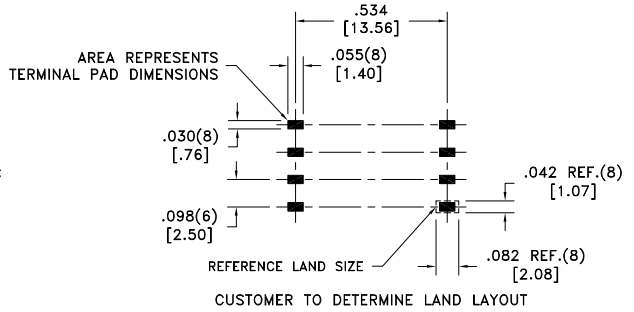


CUSTOMER TERMINAL	RoHS	LEAD(Pb)-FREE
Sn96%, Ag4%	Yes	Yes



Customer to tie terminals 5+6 and 7+8 on PC board.

Application of the transformer allows for the leadwires between terminals 5&6 and 7&8 to solder bridge.



ELECTRICAL SPECIFICATIONS @ 25°C unless otherwise noted:

PARAMETER	TEST CONDITIONS	VALUE
D.C. RESISTANCE	3-4 @20°C	0.445 ohms ±10%
D.C. RESISTANCE	2-1 @20°C	0.435 ohms ±10%
D.C. RESISTANCE	5-8 tie(5+6, 7+8), @20°C	0.012 ohms ±20%
INDUCTANCE	3-4 100kHz, 100mVAC, Ls	235.0uH ±10%
SATURATION CURRENT	3-4 20% rolloff from initial	700mA
LEAKAGE INDUCTANCE	3-4 tie(1+2, 5+6+7+8), 100kHz, 100mVAC, Ls	1.6uH typ., 3.5uH max.
DIELECTRIC	3-5 tie(2+4, 7+8), 1875VAC, 1 second	1500VAC, 1 minute
DIELECTRIC	3-2 625VAC, 1 second	-
TURNS RATIO	(3-4):(5-8), tie(5+6, 7+8)	6.5:1
TURNS RATIO	(3-4):(2-1)	2.74:1

GENERAL SPECIFICATIONS:

OPERATING TEMPERATURE RANGE: -40°C to +125°C including temp rise.

Safety standard undefined.

Wire insulation & RoHS status not affected by wire color.
Wire insulation color may vary depending on availability.

REV.	DATE	Packaging Specifications Method: Tape & Reel PKG-0328 www.we-online.com/midcom		Tolerances unless otherwise specified: Angles: ±1° Fractions: ±1/64 Decimals: ±.005 [.13] Footprint: ±.005 [.13]	DRAWING TITLE TRANSFORMER	PART NO. 750319935
6A	4/23	SEE REVISION SHEET FOR REVISION LEVEL	CONVENTION PLACEMENT	This drawing is dual dimensioned. Dimensions in brackets are in millimeters.	eiSos p/n: 750319935	SPECIFICATION SHEET 1 OF 1