

## QT-FIT5 1X14...35

QUICKTRONIC FIT 5 | ECG for FL 16 mm



### Product family features

- Supply voltage: 220...240 V
- Line voltage: 198...264 V
- Line frequency: 50 Hz | 60 Hz
- Lamp start with optimum filament preheating
- Energy Efficiency Index EEI: A2
- Automatic shutdown of defective lamps and at end of life (EoL T.2)
- Lamp operation: to EN 60929
- Safety: to EN 61347-2-3

### Product family benefits

- Long lamp life
- No adverse effect from frequent on/off switching
- Automatic restart after lamp replacement
- Perfect lamp start for applications with motion sensors
- VDE/VDE EMC certified system
- Very high energy efficiency due to cut-off technology

### Areas of application

- Open-plan offices, corridors and storage rooms
- Public buildings
- Strip lighting
- Suitable for luminaires of protection class I
- Modernization of existing systems

# Product datasheet

## Technical data

### Electrical data

Input voltage AC	198...264 V
Nominal voltage	220...240 V
Mains frequency	50...60 Hz
Input voltage DC	185...264 V <sup>1)</sup>
Maximum output power	35 W
Efficiency in full-load	93 % <sup>2)</sup>
Operating frequency	40...50 kHz
Max. ECG no. on circuit breaker 10 A (B)	17 <sup>3)</sup>
Max. ECG no. on circuit breaker 16 A (B)	28 <sup>3)</sup>
Inrush current	24 A

<sup>1)</sup> Minimum voltage for lamp ignition: 198 V, 185...198 V for maximum 1 h

<sup>2)</sup> at 230 V, 50 Hz

<sup>3)</sup> Type B

### Light technical data

Starting time	2.0 s
---------------	-------

### Dimensions & weight



Length	280.0 mm
Width	30.0 mm
Height	21.0 mm
Mounting hole spacing, length	270.0 mm
Product weight	160.00 g
Cable cross-section, output side	0.5...1.5 mm <sup>2</sup> <sup>1)</sup>
Cable cross-section, input side	0.5...1.5 mm <sup>2</sup> <sup>1)</sup>

<sup>1)</sup> Solid leads

### Temperatures & operating conditions

Ambient temperature range	-15...+50 °C
Permitted rel. humidity during operation	5...85 % <sup>1)</sup>

<sup>1)</sup> Maximum 56 days/year at 85 %

### Lifespan

ECG lifetime	50000 h
--------------	---------

### Expected Lifetime

Product name	Lamp group				
QT-FIT5 1X14...35	HE 13 W ES	ECG ambient temperature [ta]	40	50	60
		Temperature at tc-point [°C]	45	55	65
		Lifetime [h]	100000	100000	70000
	HE 19 W ES	ECG ambient temperature [ta]	40	50	60
		Temperature at tc-point [°C]	45	55	65
		Lifetime [h]	100000	100000	100000
	HE 21 W	ECG ambient temperature [ta]	40	50	60
		Temperature at tc-point [°C]	50	55	65
		Lifetime [h]	100000	100000	100000
	HE 25 W ES	ECG ambient temperature [ta]	40	50	60
		Temperature at tc-point [°C]	50	55	65
		Lifetime [h]	100000	100000	100000
	HE 28 W	ECG ambient temperature [ta]	40	50	60
		Temperature at tc-point [°C]	50	55	65
		Lifetime [h]	100000	100000	100000
	HE 32 W ES	ECG ambient temperature [ta]	40	50	60
		Temperature at tc-point [°C]	50	60	65
		Lifetime [h]	100000	100000	90000
	HE 35 W	ECG ambient temperature [ta]	40	50	60
		Temperature at tc-point [°C]	50	60	65
		Lifetime [h]	100000	100000	90000

### Additional product data

Suitable for lamp power (1 lamp)	14...35 W
----------------------------------	-----------

### Capabilities

## Product datasheet

Suitable for fixtures with prot. class	I
End of lamp life safety shutdown	EOL T.2
Max. cable length to lamp/LED module	2.0 m / 1.0 m
Dimmable	No
Intended for no-load operation	No

### Certificates & standards

Approval marks – approval	VDE / ENEC 10 / VDE-EMC
EEI – Energy Label	A2
Standards	Acc. to EN 61547/IEC 61547/Acc. to EN 61347-2-3/IEC 61347-2-3/Acc. to EN 61000-3-2/IEC 61000-3-2/Acc. to EN 55015:2006 + A1:2007 + A2:2009
Protection class	I
Type of protection	IP20

### Logistical data

Commodity code	850410809000
----------------	--------------

### Environmental information

Information according Art. 33 of EU Regulation (EC) 1907/2006 (REACH)	
Date of Declaration	14-04-2022
Primary Article Identifier	4008321971234
Candidate List Substance 1	Lead
CAS No. of substance 1	7439-92-1
Safe Use Instruction	The identification of the Candidate List substance is sufficient to allow safe use of the article.
Declaration No. in SCIP database	d38c9e22-15ff-404b-b84f-24a79cc51e7a

Wiring Diagram

QUICKTRONIC® FIT T5

TYPE	QT-FIT5 1X14-30	QT-FIT5 1X28	QT-FIT5 1X28	QT-FIT5 2X28-30	QT-FIT5 2X28	QT-FIT5 2X28	QT-FIT5 2X28
Length	117 mm	117 mm	117 mm	124 mm	124 mm	124 mm	124 mm
Max. length	120 mm	120 mm	120 mm	127 mm	127 mm	127 mm	127 mm
Min. length	114 mm	114 mm	114 mm	121 mm	121 mm	121 mm	121 mm
Weight	1.2 g	1.2 g	1.2 g	1.3 g	1.3 g	1.3 g	1.3 g
Power	1.2 W	1.2 W	1.2 W	1.3 W	1.3 W	1.3 W	1.3 W
Current	0.12 A	0.12 A	0.12 A	0.13 A	0.13 A	0.13 A	0.13 A
Temp.	220 µs	220 µs	220 µs	220 µs	220 µs	220 µs	220 µs

Max. permitted cable length in between ECG and lamp: 2.5 m (99.21, 32), 1.5 m (99.21, 32)

Max. permitted cable length in between ECG and lamp: 2.5 m (99.21, 32), 1.5 m (99.21, 32), 1.5 m (99.21, 32)

QT-FIT5 1x14, 4x14, 2 lamp operation

Max. permitted cable length in between ECG and lamp: 1.5 m (99.21, 32), 1.5 m (99.21, 32), 1.5 m (99.21, 32)

Max. Leitungslänge zwischen ECG und Lampe: Leitungslänge max.  
 Max. Leitungslänge zwischen ECG und Lampe: Leitungslänge max. 1.5 m (99.21, 32)  
 Max. Leitungslänge zwischen ECG und Lampe: Leitungslänge max. 1.5 m (99.21, 32)



592456\_EAC QT-FIT5

Additional product information







- In order to achieve good radio interference suppression: 1. Keep the cable between ECG and lamp as short as possible. 2. The single lamp wires must be routed as close as possible to each other, whereas the lines of the different lamp ends must be routed separately.

Download Data

File
User instruction QUICKTRONIC QT FIT5
Product Datasheet 502688_ECG lifetime - QUICKTRONIC non DIM
Product Datasheet 342812_QT-FIT5
Certificates 339586_VDE-Marks approval
Certificates 339588_EMC-Marks approval
Certificates 592319_EAC certificate for Quicktronics QT

## Product datasheet

---

	Certificates 683441_ENEC-Marks approvals
	Declarations of conformity QUICKTRONIC CE 3364256 190821
	CAD data 3-dim 339659_CAD QT-FIT5 3-DIM.x_t
	CAD data 3-dim 339660_CAD QT-FIT5 3-DIM.STEP
	CAD data 3-dim 339661_CAD QT-FIT5 3-DIM.IGS
	CAD data PDF 339599_CAD QT-FIT5

---

---

### Ecodesign regulation information:

Separate control gear and light sources must be disposed of at certified disposal companies in accordance with Directive 2012/19/EU (WEEE) in the EU and with Waste Electrical and Electronic Equipment (WEEE) Regulations 2013 in the UK. For this purpose, collection points for recycling centres and take-back systems (CRSO) are available from retailers or private disposal companies, which accept separate control gear and light sources free of charge. In this way, raw materials are conserved and materials are recycled.

---

### Logistical Data

Product code	Product description	Packaging unit (Pieces/Unit)	Dimensions (length x width x height)	Volume	Gross weight
4008321971234	QT-FIT5 1X14...35	Shipping carton box 20	303 mm x 101 mm x 159 mm	4.87 dm <sup>3</sup>	3366.00 g

---

The mentioned product code describes the smallest quantity unit which can be ordered. One shipping unit can contain one or more single products. When placing an order, for the quantity please enter single or multiples of a shipping unit.

---

### Disclaimer

Subject to change without notice. Errors and omission excepted. Always make sure to use the most recent release.

## QT-FIT5 1X14...35

QUICKTRONIC FIT 5 | ECG for FL 16 mm

Product name	Lamp group	Nominal current	Nominal wattage + Power loss	Power factor $\lambda$ [PIM]	Luminous flux at 35 °C	Number of lighting outlets
QT-FIT5 1X14...35	HE 13 W ES	0.07 A	15.00 W	0.95	1150 lm	1
	HE 14 W	0.08 A	16.00 W	0.95	1200 lm	1
	HE 19 W ES	0.10 A	21.00 W	0.95	1800 lm	1
	HE 21 W	0.11 A	23.00 W	0.95	1900 lm	1
	HE 25 W ES	0.12 A	28.00 W	0.96	2450 lm	1
	HE 28 W	0.14 A	31.00 W	0.96	2600 lm	1
	HE 32 W ES	0.15 A	35.00 W	0.97	3100 lm	1
	HE 35 W	0.17 A	38.00 W	0.97	3200 lm	1
	HE 35 W XT	0.17 A	38.00 W	0.97	3200 lm	1