

OT FIT 8/220...240/180 CS PC SC

OPTOTRONIC Phase-cut OT FIT | Compact constant current LED driver – Dimmable



Product family features

- Cable clamp housing for independent mounting
- Dimmable on the leading edge and trailing edge
- Housing for independent installation

Product family benefits

- Compatible with the most common leading-edge and trailing-edge phase dimmers
- Flexible current setting (DIPswitch – 2 to 4 currents)
- Flicker-free dimming
- Higher quality of light thanks to < 5% output ripple current

Product datasheet

Areas of application

- Decorative illumination
- Downlights, flat luminaires
- Hospitality
- Living areas
- Museums, residential buildings
- Offices
- Shop lighting
- Suitable for indoor SELV installations
- Suitable for luminaires of protection class I and II

Technical data

Electrical data

Nominal input voltage	220...240 V
Mains frequency	50/60 Hz
Input voltage AC	198...264 V ¹⁾
Total harmonic distortion	< 20 %
Power factor λ	> 0.95 ²⁾
Efficiency in full-load	80 % ³⁾
Device power loss	1.8 W ⁴⁾
Protective conductor current	<0.7 mA
Inrush current	< 10 A ⁵⁾
Max. ECG no. on circuit breaker 10 A (B)	80
Max. ECG no. on circuit breaker 10 A (C)	132
Max. ECG no. on circuit breaker 16 A (B)	128
Max. ECG no. on circuit breaker 16 A (C)	212
Max. ECG no. on circuit breaker 25 A (B)	-
Surge capability (L/N-Ground)	2 kV
Surge capability (L-N)	1 kV
Nominal output voltage	27...40 V ⁶⁾
U-OUT (working voltage)	60 V
Nominal output current	100 / 120 / 155 / 180 mA ⁷⁾
Output current tolerance	±7.5 %
Output ripple current (100 Hz)	< 5 %
Output PSTLM	≤1
Output SVM	≤0.4
Nominal output power	7.2 W ⁸⁾
Maximum output power	7.2 W
Galvanic isolation primary/secondary	SELV
Current set	DipSwitch
Default output current	180 mA

1) Permitted voltage range

2) Full load at 230 V/Minimum load at 230 V

3) at 230 V, 50 Hz

4) Maximum

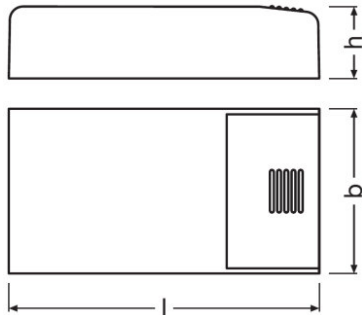
5) $t_{width} = 100 \mu s$ (measured at 50 % I_{peak})

6) Maximum 60 V

7) ±7.5%

8) Partial load 2.7...7.2W

Dimensions & weight



Product weight	59.20 g
Cable cross-section, input side	0.75...1.5 mm ² ¹⁾
Cable cross-section, output side	0.75...1.5 mm ² ¹⁾
Wire preparation length, input side	5...6 mm
Wire preparation length, output side	5...6 mm
Length	95.0 mm
Width	50.0 mm
Height	22.0 mm

¹⁾ Flexible / Solid leads

Colors & materials

Casing material	Plastic
------------------------	---------

Temperatures & operating conditions

Ambient temperature range	-20...+50 °C
Maximum temperature at tc test point	70 °C ¹⁾
Max.housing temperature in case of fault	110 °C
Temperature range at storage	-20...80 °C
Permitted rel. humidity during operation	5...85 % ²⁾

¹⁾ Maximum at the T_c-point

²⁾ Non-condensing

Lifespan

ECG lifetime	30000 / 50000 h ¹⁾
---------------------	-------------------------------

¹⁾ At T_{case} = 70°C at T_c point / 10% failure rate / At T_{case} = 60°C at T_c point / 10% failure rate

Capabilities

Dimmable	Yes
-----------------	-----

Product datasheet

Dimming interface	Phase Cut ¹⁾
Dimming range	5...100 %
Dimming method	Amplitude Modulation
Overheating protection	Automatic reversible
Overload protection	Automatic reversible
Short-circuit protection	Automatic reversible
No-load proof	Yes
Intended for no-load operation	No
Max. cable length to lamp/LED module	2.0 m ²⁾
Suitable for fixtures with prot. class	I / II
Type of connection, input side	Screw terminal
Type of connection, output side	Screw terminal
Suitable for through-wiring	No
Number of channels	1

¹⁾ Leading edge / Trailing edge

²⁾ Output wires must be routed as close as possible to each other

Programming

Programming device	DIPswitch
--------------------	-----------

Certificates & standards

Approval marks – approval	CE / CCC / ENEC / EAC / RCM
Standards	Acc. to IEC 61347-1/Acc. to IEC 61347-2-13/Acc. to IEC 62384/Acc. to CISPR 15/Acc. to IEC 61000-3-2/Acc. to IEC 61000-3-3/Acc. to IEC 61547
Protection class	II
Type of protection	IP20

Logistical data

Commodity code	850440829000
----------------	--------------

Environmental information







Information according Art. 33 of EU Regulation (EC) 1907/2006 (REACH)	
Date of Declaration	21-09-2022
Primary Article Identifier	4062172088688
Candidate List Substance 1	Lead
CAS No. of substance 1	7439-92-1
Safe Use Instruction	The identification of the Candidate List substance is sufficient to allow safe use of the article.

Product datasheet

Declaration No. in SCIP database

3a953d03-ba72-4326-affa-1d2ce3ff480b

Download Data

File	
	User instruction OPTOTRONIC LED Power Supply
	User instruction OPTOTRONIC LED Power Supply
	Addon Technical Information OT FIT 8 PC CS DL 270120
	Certificates OT FIT CS PC ENEC 35 110400 110221
	Certificates OT FIT CS PC CCC 2019171002002702 110221
	CAD data OT FIT 8 18 CS PC STEP 160620

Ecodesign regulation information:

Intended for use with LED modules.

The forward voltage of the LED light source shall be within the defined operating window of the control gear in all operating conditions including dimming if applicable.

Separate control gear and light sources must be disposed of at certified disposal companies in accordance with Directive 2012/19/EU (WEEE) in the EU and with Waste Electrical and Electronic Equipment (WEEE) Regulations 2013 in the UK. For this purpose, collection points for recycling centres and take-back systems (CRSO) are available from retailers or private disposal companies, which accept separate control gear and light sources free of charge. In this way, raw materials are conserved and materials are recycled.

Logistical Data

Product code	Product description	Packaging unit (Pieces/Unit)	Dimensions (length x width x height)	Volume	Gross weight
4062172088688	OT FIT 8/220...240/180 CS PC SC	Shipping carton box 20	264 mm x 202 mm x 64 mm	3.41 dm ³	1185.00 g

The mentioned product code describes the smallest quantity unit which can be ordered. One shipping unit can contain one or more single products. When placing an order, for the quantity please enter single or multiples of a shipping unit.

Product datasheet

Disclaimer

Subject to change without notice. Errors and omission excepted. Always make sure to use the most recent release.