


SHROUDED AND EJECTOR IDC HEADER

(1.27 mm) .050" PITCH • SHF/ESHF/EHF/ECF SERIES



SHF/ESHF

Mates:
FFSD, FFTP (SHF)

EHF

Mates:
FFSD*, FFTP

***Important Note:**
EHF will not mate to FFSD with strain relief (-SR option), see ESHF series.

SERIES	1	NO. PINS PER ROW	01	PLATING OPTION	D	TAIL OPTION		OTHER OPTION	
--------	---	------------------	----	----------------	---	-------------	--	--------------	--

SHF
= Mates with FFSD without Strain Relief

ESHF
= Mates with FFSD with Strain Relief

04, 05, 06,
08, 10, 11,
12, 13, 15,
17, 20, 25
(Standard sizes)

-L
= 10 μm
(0.25 μm)
Gold on post,
Matte Tin on tail

-TH
= Through-hole

-RA
= Right-angle

-SM
= Surface Mount

-LC
= Locking Clip
(Not available with -RA)
(Manual placement required)

-K
= (6.50 mm) .256" DIA
Polyimide Film
Pick & Place Pad
(-SM only)

-TR
= Tape & Reel

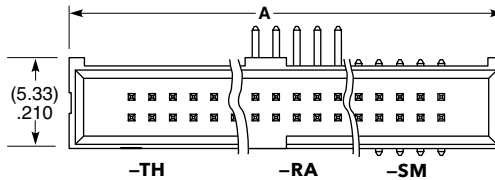
-FR
= Full Reel Tape & Reel
(must order max. quantity per reel; contact Samtec for quantity breaks)

SPECIFICATIONS

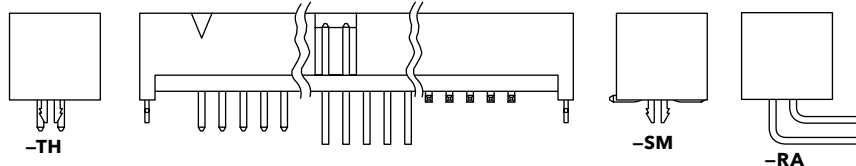
Insulator Material:
Black Liquid Crystal Polymer
Terminal Material:
Phosphor Bronze
Plating:
Sn or Au over 50 μm (1.27 μm) Ni
Operating Temp Range:
-55 °C to +125 °C

PROCESSING

Lead-Free Solderable:
Yes
SMT Lead Coplanarity:
(0.10 mm) .004" max



TYPE STRIP	A
SHF	No. of pins x (1.27) .050 + (6.35) .250
ESHF	No. of pins x (1.27) .050 + (10.16) .400



EHF	1	NO. PINS PER ROW	01	PLATING OPTION	D	TAIL OPTION		OTHER OPTION	
-----	---	------------------	----	----------------	---	-------------	--	--------------	--

04, 05,
08, 10, 13,
17, 20, 25
(Standard sizes)

-F
= Gold flash on post,
Matte Tin on tail

-L
= 10 μm (0.25 μm)
Gold on post,
Matte Tin on tail

Leave blank for Through-hole version

-SM
= Surface Mount

-RA
= Right-angle

-XX
= Polarized Position
(-RA not available)

-LC
= Locking Clip
(-SM only)
(Manual placement required)

-K
= (7.50 mm) .295" DIA
Polyimide Film
Pick & Place Pad

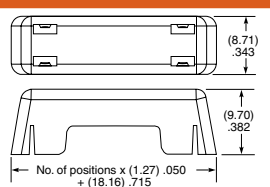
-P
= Pick & Place Pad
(-SM only)

-TR
= Tape & Reel
(-LC not available)

-FR
= Full Reel Tape & Reel
(must order max. quantity per reel; contact Samtec for quantity breaks)
(-LC not available)

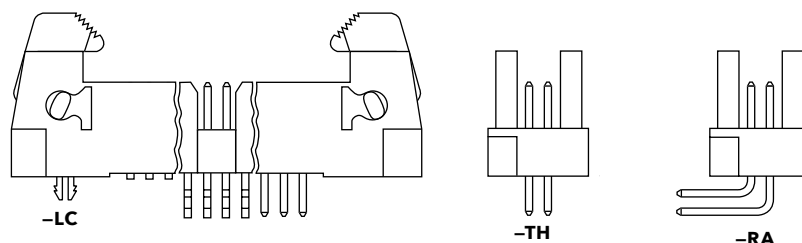
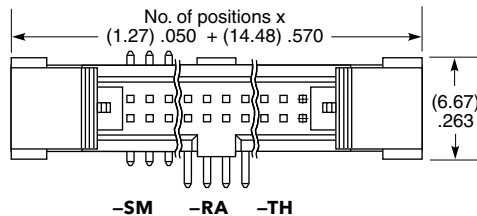
EJECTOR HEADER CAP

(Locks FFSD cable to EHF header)



ECF - NO. PINS PER ROW

05, 08, 10,
13, 17, 20, 25



Note:
Some lengths, styles and options are non-standard, non-returnable.