

SS Stainless Steel

4 Type (Base)

- B1** Matte shot-blasted finish, rubber pad inlay, black
- B2** Matte shot-blasted finish, rubber pad inlay, white
- B3*** Matte shot-blasted finish, rubber pad vulcanized, black
- B4*** Matte shot-blasted finish, rubber pad vulcanized, white
- C3*** Polished, rubber pad vulcanized, black
- C4*** Polished, rubber pad vulcanized, white

Inch table (only available in types B1, B2 and versions S, SK, U, UK, X)

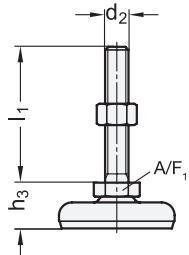
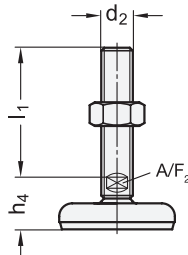
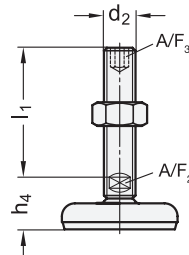
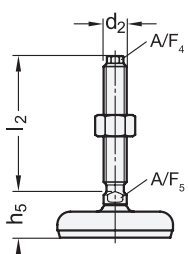
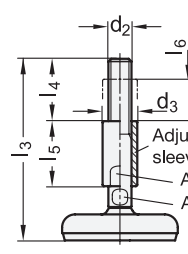
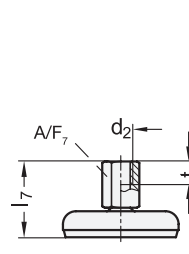
Dimensions in: inches - millimeters

1 d ₁	2 d ₂ Thread	3 l ₁ Version S / SK				Version U / UK				3 l ₇ +0.16 Version X
1.97 50	5/16 x 18	-	-	-	-	-	-	-	-	1.46 37
1.97 50	3/8 x 16	2.95 75	3.94 100	4.92 125	5.91 150	-	-	-	-	1.57 40
1.97 50	1/2 x 13	2.95 75	3.94 100	4.92 125	5.91 150	-	-	-	-	1.69 43
1.97 50	5/8 x 11	-	-	-	-	2.95 75	3.94 100	4.92 125	5.91 150	1.93 49
2.36 60	5/16 x 18	-	-	-	-	-	-	-	-	1.50 38
2.36 60	3/8 x 16	2.95 75	3.94 100	4.92 125	5.91 150	-	-	-	-	1.61 41
2.36 60	1/2 x 13	2.95 75	3.94 100	4.92 125	5.91 150	-	-	-	-	1.77 45
2.36 60	5/8 x 11	-	-	-	-	2.95 75	3.94 100	4.92 125	5.91 150	1.97 50
3.15 80	5/16 x 18	-	-	-	-	-	-	-	-	1.57 40
3.15 80	3/8 x 16	2.95 75	3.94 100	4.92 125	5.91 150	-	-	-	-	1.69 43
3.15 80	1/2 x 13	2.95 75	3.94 100	4.92 125	5.91 150	-	-	-	-	1.85 47
3.15 80	5/8 x 11	-	-	-	-	2.95 75	3.94 100	4.92 125	5.91 150	2.05 52
3.15 80	3/4 x 10	-	-	-	-	3.94 100	4.92 125	5.91 150	-	2.36 60
3.94 100	5/16 x 18	-	-	-	-	-	-	-	-	1.65 42
3.94 100	3/8 x 16	2.95 75	3.94 100	4.92 125	5.91 150	-	-	-	-	1.77 45
3.94 100	1/2 x 13	2.95 75	3.94 100	4.92 125	5.91 150	-	-	-	-	1.93 49
3.94 100	5/8 x 11	-	-	-	-	2.95 75	3.94 100	4.92 125	5.91 150	2.13 54
3.94 100	3/4 x 10	-	-	-	-	3.94 100	4.92 125	5.91 150	-	2.44 62

* Only available with Metric thread

d ₁	d ₂ Thread	h ₁	h ₂	h ₃ +0.16	h ₄ +0.16	A/F ₁	A/F ₂	A/F ₃	A/F ₇	s	t
1.97 50	5/16 x 18	5.71 145	1.38 35	-	-	-	-	-	0.55 14	0.12 3	0.31 8
1.97 50	3/8 x 16	5.71 145	1.38 35	0.91 23	-	0.67 17	-	-	0.55 14	0.12 3	0.39 10
1.97 50	1/2 x 13	5.71 145	1.38 35	0.91 23	-	0.67 17	-	-	0.67 17	0.12 3	0.47 12
1.97 50	5/8 x 11	0.63 16	1.38 35	-	1.14 29	-	0.47 12	0.31 8	0.87 22	0.12 3	0.63 16
2.36 60	5/16 x 18	0.63 16	0.16 4	-	-	-	-	-	0.55 14	0.12 3	0.31 8
2.36 60	3/8 x 16	0.63 16	0.16 4	0.94 24	-	0.67 17	-	-	0.55 14	0.12 3	0.39 10
2.36 60	1/2 x 13	0.63 16	0.16 4	0.94 24	-	0.67 17	-	-	0.67 17	0.12 3	0.47 12
2.36 60	5/8 x 11	0.63 16	0.16 4	-	1.18 30	-	0.47 12	0.31 8	0.87 22	0.12 3	0.63 16
3.15 80	5/16 x 18	0.71 18	0.20 5	-	-	-	-	-	0.55 14	0.12 3	0.31 8
3.15 80	3/8 x 16	0.71 18	0.20 5	1.02 26	-	0.67 17	-	-	0.55 14	0.12 3	0.39 10
3.15 80	1/2 x 13	0.71 18	0.20 5	1.02 26	-	0.67 17	-	-	0.67 17	0.12 3	0.47 12
3.15 80	5/8 x 11	0.71 18	0.20 5	-	1.26 32	-	0.47 12	0.31 8	0.87 22	0.12 3	0.63 16
3.15 80	3/4 x 10	0.71 18	0.20 5	-	1.30 33	-	0.59 15	0.39 10	1.06 27	0.12 3	0.79 20
3.94 100	5/16 x 18	0.79 20	0.24 6	-	-	-	-	-	0.55 14	0.12 3	0.31 8
3.94 100	3/8 x 16	0.79 20	0.24 6	1.10 28	-	0.67 17	-	-	0.55 14	0.12 3	0.39 10
3.94 100	1/2 x 13	0.79 20	0.24 6	1.10 28	-	0.67 17	-	-	0.67 17	0.12 3	0.47 12
3.94 100	5/8 x 11	0.79 20	0.24 6	-	1.34 34	-	0.47 12	0.31 8	0.87 22	0.12 3	0.63 16
3.94 100	3/4 x 10	0.79 20	0.24 6	-	1.38 35	-	0.59 15	0.39 10	1.06 27	0.12 3	0.79 20

Stud / socket versions

 <p>S Without nut SK With nut</p>	 <p>T* Without nut TK* With nut</p>	 <p>U Without nut UK With nut</p>
<p>External hexagon at the bottom at d₂ 3/8 x 16, 1/2 x 13 M 8, M 10, M 12</p>	<p>Wrench flat at the bottom at d₂ - M 16, M 20, M 24, M 30</p>	<p>Internal hexagon at the top, wrench flat at the bottom at d₂ 5/8 x 11, 3/4 x 10 M 16, M 20, M 24, M 30</p>
 <p>V* Without nut VK* With nut</p>	 <p>W* With adjustable sleeve</p>	 <p>X Tapped socket type</p>
<p>External hexagon at the top, wrench flat at the bottom at d₂ - M 16, M 20, M 24</p>	<p>Covered thread, wrench flat at the bottom at d₂ - M 16, M 20, M 24</p>	<p>External hexagon with tapped socket at d₂ 5/16 x 18, 3/8 x 16, 1/2 x 13, 5/8 x 11, 3/4 x 10 M 8, M 10, M 12, M 16, M 20</p>

* Only available with Metric thread

3.1
3.2
3.3
3.4
3.5
3.6
3.7
3.8
3.9
3.10



Metric table

Dimensions in: millimeters - inches

d₁	d₂	l₁																l₇ +4.0				
	Thread	Version S / SK					Version T / TK and U / UK					Version V / VK					Version W					Version X
50** 1.97	M 8	40	50	63	-	-	-	-	-	-	-	-	-	-	-	-	-	-	-	-	37 1.46	
50** 1.97	M 10	50	60	80	100	-	-	-	-	-	-	-	-	-	-	-	-	-	-	-	40 1.57	
50** 1.97	M 12	60	80	100	125	-	-	-	-	-	-	-	-	-	-	-	-	-	-	-	43 1.69	
50** 1.97	M 16	-	-	-	-	75	100	125	150	200	-	-	-	-	-	-	-	-	-	-	49 1.93	
60 2.36	M 8	40	50	63	-	-	-	-	-	-	-	-	-	-	-	-	-	-	-	-	38 1.50	
60 2.36	M 10	50	60	80	100	-	-	-	-	-	-	-	-	-	-	-	-	-	-	-	41 1.61	
60 2.36	M 12	60	80	100	125	-	-	-	-	-	-	-	-	-	-	-	-	-	-	-	45 1.77	
60 2.36	M 16	-	-	-	-	75	100	125	150	200	75	100	125	150	123	148	173	198	198	198	50 1.97	
80 3.15	M 8	40	50	63	-	-	-	-	-	-	-	-	-	-	-	-	-	-	-	-	40 1.57	
80 3.15	M 10	50	60	80	100	-	-	-	-	-	-	-	-	-	-	-	-	-	-	-	43 1.69	
80 3.15	M 12	60	80	100	125	-	-	-	-	-	-	-	-	-	-	-	-	-	-	-	47 1.85	
80 3.15	M 16	-	-	-	-	75	100	125	150	200	75	100	125	150	125	150	175	200	200	200	52 2.05	
80 3.15	M 20	-	-	-	-	75	100	125	150	200	100	125	150	200	149	174	199	249	249	249	60 2.36	
80 3.15	M 24	-	-	-	-	100	125	150	200	-	100	150	200	-	174	224	274	-	-	-	-	
100 3.94	M 8	40	50	63	-	-	-	-	-	-	-	-	-	-	-	-	-	-	-	-	42 1.65	
100 3.94	M 10	50	60	80	100	-	-	-	-	-	-	-	-	-	-	-	-	-	-	-	45 1.77	
100 3.94	M 12	60	80	100	125	-	-	-	-	-	-	-	-	-	-	-	-	-	-	-	49 1.93	
100 3.94	M 16	-	-	-	-	75	100	125	150	200	75	100	125	150	126	151	176	201	201	201	54 2.13	
100 3.94	M 20	-	-	-	-	75	100	125	150	200	100	125	150	200	151	176	201	251	251	251	62 2.44	
100 3.94	M 24	-	-	-	-	100	125	150	200	-	100	150	200	-	176	226	276	-	-	-	-	
120** 4.72	M 20	-	-	-	-	100	125	150	200	-	-	-	-	-	-	-	-	-	-	-	65 2.56	
120** 4.72	M 24	-	-	-	-	100	125	150	200	-	-	-	-	-	-	-	-	-	-	-	-	
120** 4.72	M 30	-	-	-	-	100	125	150	200	-	-	-	-	-	-	-	-	-	-	-	-	

** Only available in types B1 and B2

d ₁	d ₂ Thread	d ₃	h ₁	h ₂	h ₃ +4.0	h ₄ +4.0	h ₅ +4.0	l ₄	l ₅	l ₆	A/F ₁	A/F ₂	A/F ₃	A/F ₄	A/F ₅	A/F ₆	A/F ₇	s	t
50 1.97	M 8	-	14.5 0.57	3.5 0.14	23 0.91	-	-	-	-	-	17 0.67	-	-	-	-	-	14 0.55	3 0.12	8 0.31
50 1.97	M 10	-	14.5 0.57	3.5 0.14	23 0.91	-	-	-	-	-	17 0.67	-	-	-	-	-	14 0.55	3 0.12	10 0.39
50 1.97	M 12	-	14.5 0.57	3.5 0.14	23 0.91	-	-	-	-	-	17 0.67	-	-	-	-	-	17 0.67	3 0.12	12 0.47
50 1.97	M 16	-	14.5 0.57	3.5 0.14	-	29 1.14	-	-	-	-	-	12 0.47	8 0.31	-	-	-	22 0.87	3 0.12	16 0.63
60 2.36	M 8	-	16 0.63	4 0.16	24 0.94	-	-	-	-	-	17 0.67	-	-	-	-	-	14 0.55	3 0.12	8 0.31
60 2.36	M 10	-	16 0.63	4 0.16	24 0.94	-	-	-	-	-	17 0.67	-	-	-	-	-	14 0.55	3 0.12	10 0.39
60 2.36	M 12	-	16 0.63	4 0.16	24 0.94	-	-	-	-	-	17 0.67	-	-	-	-	-	17 0.67	3 0.12	12 0.47
60 2.36	M 16	24 0.94	16 0.63	4 0.16	-	30 1.18	27 1.06	45 1.77	45 1.77	29 1.14	-	12 0.47	8 0.31	10 0.39	12 0.47	20 0.79	22 0.87	3 0.12	16 0.63
80 3.15	M 8	-	18 0.71	5 0.20	26 1.02	-	-	-	-	-	17 0.67	-	-	-	-	-	14 0.55	3 0.12	8 0.31
80 3.15	M 10	-	18 0.71	5 0.20	26 1.02	-	-	-	-	-	17 0.67	-	-	-	-	-	14 0.55	3 0.12	10 0.39
80 3.15	M 12	-	18 0.71	5 0.20	26 1.02	-	-	-	-	-	17 0.67	-	-	-	-	-	17 0.67	3 0.12	12 0.47
80 3.15	M 16	24 0.94	18 0.71	5 0.20	-	32 1.26	29 1.14	45 1.77	45 1.77	29 1.14	-	12 0.47	8 0.31	10 0.39	12 0.47	20 0.79	22 0.87	3 0.12	16 0.63
80 3.15	M 20	30 1.18	18 0.71	5 0.20	-	33 1.30	30 1.18	56 2.20	56 2.20	36 1.42	-	15 0.59	10 0.39	13 0.51	16 0.63	24 0.94	27 1.06	3 0.12	20 0.79
80 3.15	M 24	35 1.38	18 0.71	5 0.20	-	36 1.42	33 1.30	67 2.64	67 2.64	42 1.65	-	19 0.75	12 0.47	17 0.67	20 0.79	30 1.18	-	3 0.12	-
100 3.94	M 8	-	20 0.79	6 0.24	28 1.10	-	-	-	-	-	17 0.67	-	-	-	-	-	14 0.55	3 0.12	8 0.31
100 3.94	M 10	-	20 0.79	6 0.24	28 1.10	-	-	-	-	-	17 0.67	-	-	-	-	-	14 0.55	3 0.12	10 0.39
100 3.94	M 12	-	20 0.79	6 0.24	28 1.10	-	-	-	-	-	17 0.67	-	-	-	-	-	17 0.67	3 0.12	12 0.47
100 3.94	M 16	24 0.94	20 0.79	6 0.24	-	34 1.34	31 1.22	45 1.77	45 1.77	29 1.14	-	12 0.47	8 0.31	10 0.39	12 0.47	20 0.79	22 0.87	3 0.12	16 0.63
100 3.94	M 20	30 1.18	20 0.79	6 0.24	-	35 1.38	32 1.26	56 2.20	56 2.20	36 1.42	-	15 0.59	10 0.39	13 0.51	16 0.63	24 0.94	27 1.06	3 0.12	20 0.79
100 3.94	M 24	35 1.38	20 0.79	6 0.24	-	38 1.50	35 1.38	67 2.64	67 2.64	42 1.65	-	19 0.75	12 0.47	17 0.67	20 0.79	30 1.18	-	3 0.12	-
120 4.72	M 20	-	22 0.87	6 0.24	-	39 1.54	-	-	-	-	-	15 0.59	10 0.39	-	-	-	27 1.06	4 0.16	20 0.79
120 4.72	M 24	-	22 0.87	6 0.24	-	42 1.65	-	-	-	-	-	19 0.75	12 0.47	-	-	-	-	4 0.16	-
120 4.72	M 30	-	22 0.87	6 0.24	-	46 1.81	-	-	-	-	-	24 0.94	12 0.47	-	-	-	-	4 0.16	-

Specification

- Stainless steel sheet metal base
European Standard No. 1.4301 (AISI 304)
- Stainless steel threaded stud / tapped socket
European Standard No. 1.4305 (AISI 303)
- Stainless steel hexagon nut ISO 4032
European Standard No. 1.4301 (AISI 304)
- Rubber pad inlay
 - Black: Perbunan® (NBR) 80 ±5 shore A
 - White: Santoprene® (TPE) 80 ±5 shore A
- Rubber pad vulcanized
Black / White: Perbunan® (NBR) 80 ±5 shore A
- RoHS compliant


Information


GN 31 leveling feet with vulcanized rubber pad (types B3, B4, C3 and C4) and the stud version W have fewer dead spaces due to their design and are easier to clean.

These leveling feet are supplied fully assembled and cannot be disassembled.

On request

- Stud versions T / TK, V / VK and W with Inch thread with certain minimum quantities

<p>How to order (Inch)</p>  <p>GN31-50-5/16X18-37-B1-X</p>	1	Base diameter d ₁
	2	Thread d ₂
	3	Length l ₁ (Length l ₁)
	4	Type (Base)
	5	Stud / socket version

<p>How to order (Metric)</p>  <p>GN31-80-M20-100-C4-U</p>	1	Base diameter d ₁
	2	Thread d ₂
	3	Length l ₁ (Length l ₂ , l ₃ , l ₇)
	4	Type (Base)
	5	Stud / socket version

3.1
3.2
3.3
3.4
3.5
3.6
3.7
3.8
3.9
3.10

