

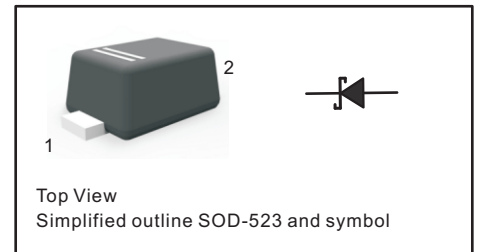
SCHOTTKY BARRIER RECTIFIERS

FEATURES

- Low Forward Voltage Drop
- Surface Mount Package Ideally Suited for Automated Insertion
- Lead, Halogen and Antimony Free, RoHS Compliant "Green" Device

PINNING

PIN	DESCRIPTION
1	Cathode
2	Anode



Maximum Ratings and Electrical characteristics

Ratings at 25 °C ambient temperature unless otherwise specified.

Parameter		Symbols	RB520S-30	Units
Reverse Voltage		V_R	30	V
Forward Continuous Current		I_F	200	mA
Non-Repetitive Peak Forward Surge Current @t = 8.3ms		I_{FSM}	1	A
Power dissipation		P_D	200	mW
Reverse Breakdown Voltage	$I_R = 500\mu A$	V_{BR}	30(Min)	V
Forward Voltage	$I_F = 200mA$	V_F	0.60(Max)	V
Peak Reverse Current	$V_R = 10V$	I_R	1.0(Max)	μA
Junction Temperature		T_j	125	°C
Storage Temperature		T_{stg}	-55 ~ +125	°C

Fig.1 Power Derating Curve

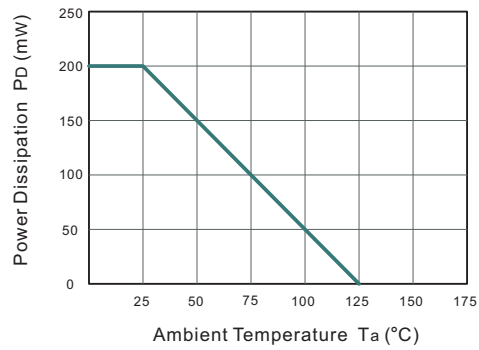


Fig.2 Typical Instaneous Reverse Characteristics

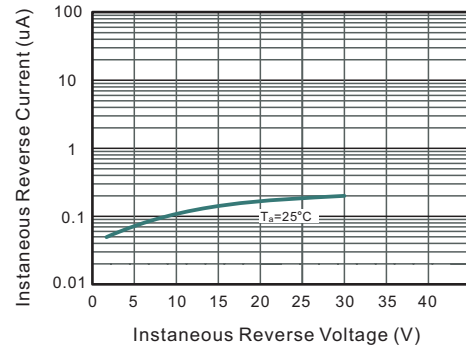
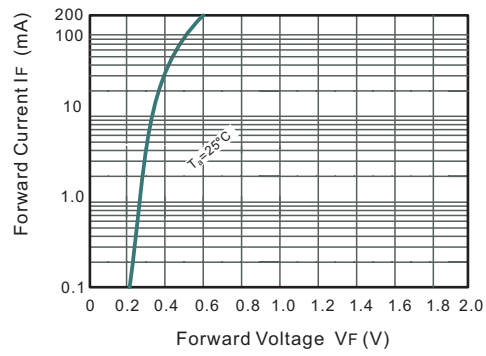


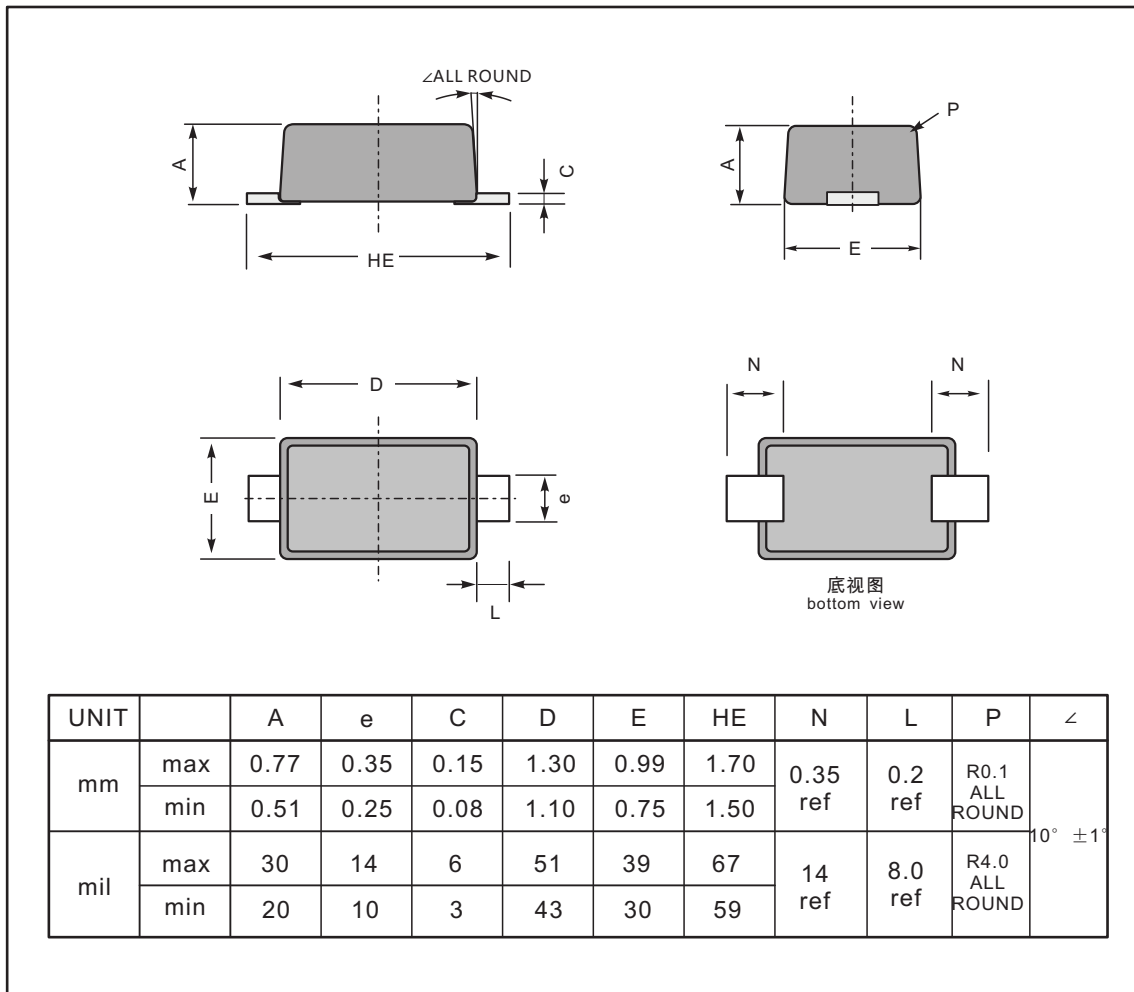
Fig.3 Typical Forward Characteristic



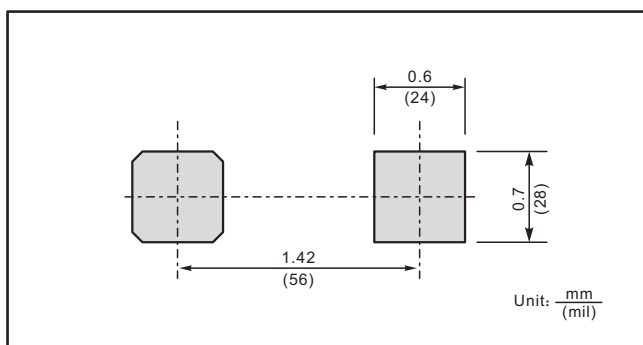
PACKAGE OUTLINE

Plastic surface mounted package; 2 leads

SOD-523



The recommended mounting pad size



Marking

Type number	Marking code
RB520S-30	B