

F

E

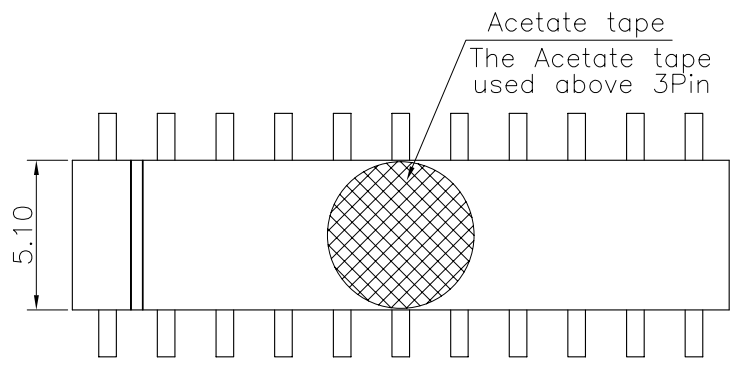
D

C

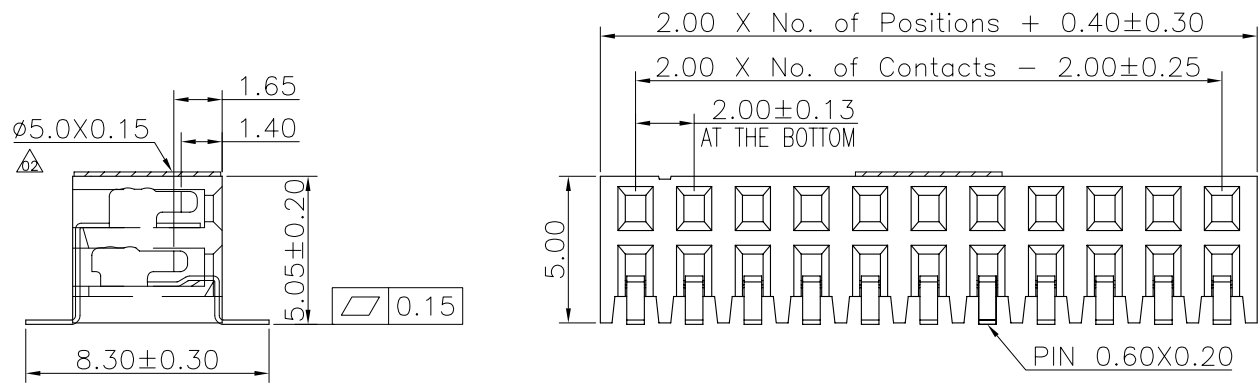
B

A

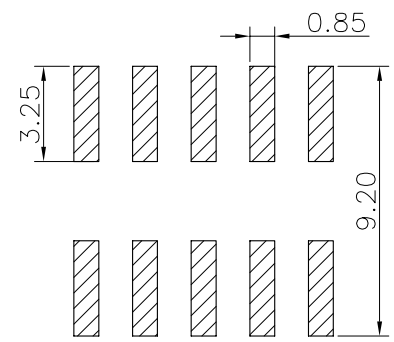
| REV. | LOCAS. | DESCRIPTION | DATE | DRAWN |
|------|--------|-----------------------------------|------------|-------|
| 01 | NEW | BATCH PRODUCTION INITIAL RELEASE. | 2009.07.24 | 車 激 |
| 02 | △2 | 變更圖號以及新增高溫膠紙 | 2011.09.16 | 黃小燕 |
| 03 | △3 | 依業務要求，增加卷裝包裝碼 | 2014.04.17 | 邱明周 |



Specifications
 Current Rating:2Amp
 Insulation Resistance:1000MΩMin.
 Dielectric Withstanding Voltage:500VAC
 Contact Resistance:20mΩMax.
 Operating Temperature:-40°C to +105°C
 Materials
 Contact Material:Phosphor Bronze
 Insulator Material:High Temperature Thermoplastic, UL 94V-0 Nylon 6T (Halogen Free) or the equivalent material
 All materials must meet Greenconn hazardous substances control standards.



Recommended P.C.Board Layout
 (Tolerance:±0.05)



Ordering Information

C SFC204 - XX XX A 001 R 1 A X

No. of Pins per Row 02~25
 Standard Plating 02=Gold Flash
 Selective Plating 01=Tin 05=Gold Flash/Tin

Color 1=Black

Standard Packing C=Tube
 Selective Packing A=Box
 △ D=Tape&Reel
 G=Acetate tape+Tube
 H=Acetate tape+Tape&Reel

格稜股份有限公司
Greenconn Corporation

| GENERAL TOLERANCE | | DESIGNED: 邱明周 | DATE: 2014.04.17 |
|-------------------|-----------|----------------|------------------|
| X.*±5.0° | X.±0.30 | CHECKED: 曹 熙 | DATE: 2014.04.17 |
| .X*±3.0° | .X±0.25 | CO SIGNED: 劉北平 | DATE: 2014.04.17 |
| .XX*±2.0° | .XX±0.15 | APPROVED: 李 輝 | DATE: 2014.04.17 |
| .XXX*±1.0° | .XXX±0.10 | | |

| | |
|----------|-----------------------|
| DWG. NO. | △ CSFC204-CA1RA |
| PART NO. | CSFC204-XXXX A001R1AX |

TITLE.
 2.00 FEMALE HEADER
 DUAL ROWS SMT TYPE
 CONNECTOR