


## Data sheet | Item number: 793-4510

WMB marking card; as card; MARKED; 201 ... 300 (1x); stretchable 4 - 4.2 mm; Horizontal marking; snap-on type; white

[www.wago.com/793-4510](http://www.wago.com/793-4510)



### Data

#### Technical data

Marking	201 ... 300
Marking (number)	1
Marking direction	Horizontal marking
Marking color	black
Marking type	Numbers
Representation of the imprint	consecutive numbers per strip
Pre-assembly	10 strips with 10 markers per card

#### Physical data

Marker/Strip width	4 ... 4.2 mm
Marker width	4 mm

#### Mechanical data

Smear resistance	EN 60998-1:2004
------------------	-----------------

Subject to changes. Please also observe the further product documentation!

WAGO Kontakttechnik GmbH & Co. KG  
Hansastr. 27  
32423 Minden  
Phone: +49571 887-0 | Fax: +49571 887-169  
Email: [info.de@wago.com](mailto:info.de@wago.com) | Web: [www.wago.com](http://www.wago.com)

Do you have any questions about our products?  
We are always happy to take your call at +49 (571) 887-44222.

## Material data

Color	white
UV resistance	EN 60068-2-5:2010 Procedure B
Weight	7.2 g
Fire load	0.215 MJ

## Commercial data

Product Group	2 (Terminal Block Accessories)
PU (SPU)	50 (5) Stück
Packaging type	box
Country of origin	DE
GTIN	4044918952675
Customs tariff number	49119900000

## Downloads


### Environmental Product Compliance

#### Compliance Search

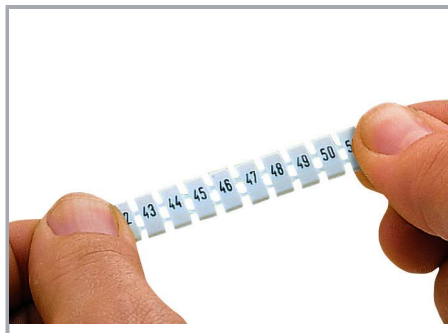
Environmental Product Compliance 793-4510	URL	Download
WMB marking card; as card; MARKED; 201 ... 300 (1x); stretchable 4 - 4.2 mm; Horizontal marking; snap-on type; white		

## Installation Notes

### Application

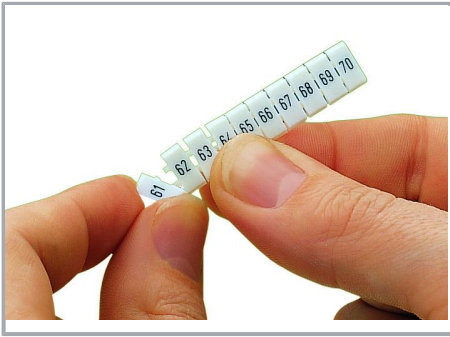


Separating a strip from the WMB or WMB marker card.




Stretching a WMB marker strip.

Subject to changes. Please also observe the further product documentation!




Separating an individual marker from the WMB marker strip – for larger terminal blocks.




Snapping a marking strip into the marker slot.

### Marking



Snapping a WMB marker strip into the marker slot of the double marker carrier.



Snapping a marking strip into the marker slot.

### Product family

#### WMB Multi marking system

[Show all products from the family](#)

Subject to changes. Please also observe the further product documentation!