

**Data sheet | Item number: 289-611**

Interface module; Pluggable connector per DIN 41651; 10-pole; Triple-deck PCB terminal blocks; in mounting carrier; 2,50 mm<sup>2</sup>

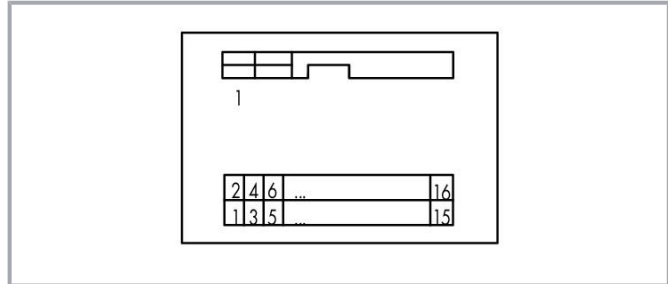


[www.wago.com/289-611](http://www.wago.com/289-611)



 Picture differs from the item.

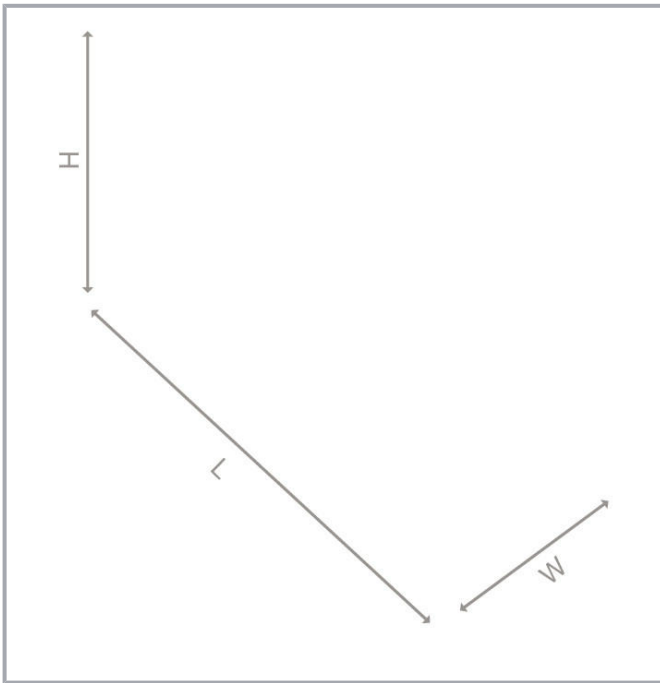
Similar to picture



Subject to changes. Please also observe the further product documentation!

WAGO Kontakttechnik GmbH & Co. KG  
Hansastr. 27  
32423 Minden  
Phone: +49571 887-0 | Fax: +49571 887-169  
Email: [info.de@wago.com](mailto:info.de@wago.com) | Web: [www.wago.com](http://www.wago.com)

Do you have any questions about our products?  
We are always happy to take your call at +49 (571) 887-44222.



## Data

### Electrical data

Operating voltage	$\leq 100$ VAC; $\leq 125$ VDC
Nominal current	1 A

### Safety and protection

Rated voltage	100 V
Rated surge voltage	0.8 kV
Pollution degree	2
Protection type	IP20

### Connection data

Pole No.	10
Connection type (1)	System
Pluggable connectors	DIN 41651 male connector
Mating direction	vertical
Connection type 2	Field
Pole number 2	10
Design 2	PCB terminal blocks (double-deck)

Subject to changes. Please also observe the further product documentation!



Connection technology 2	CAGE CLAMP®
WAGO Connector 2	WAGO 736 Series
Solid conductor 2	0.08 ... 2.5 mm <sup>2</sup> / 28 ... 12 AWG
Fine-stranded conductor 2	0.08 ... 2.5 mm <sup>2</sup> / 28 ... 12 AWG
Strip length 2	5 ... 6 mm / 0.2 ... 0.24 inch
Note (conductor cross-section)	12 AWG: THHN, THWN
Performance level	3 / 50 mating cycles

### Physical data

Width	35 mm / 1.378 inch
Height	85 mm / 3.346 inch
Depth from upper edge of DIN-rail	48 mm / 1.89 inch

### Mechanical data

Mounting type	DIN-35 rail
Housing design	Mounting carrier

### Material data

Contact material (connector)	Au over Ni
Fire load	0.608 MJ
Weight	46.9 g

### Environmental requirements

Surrounding air temperature (operation)	-20 ... 55 °C
Surrounding air temperature (storage)	-40 ... 70 °C
Relative humidity	85% (non-condensing)

### Commercial data

Product Group	6 (Interface Electronics)
PU (SPU)	10 (1) Stück
Packaging type	box
Country of origin	DE
GTIN	4045454471200
Customs tariff number	85366990990

Subject to changes. Please also observe the further product documentation!








WAGO Kontakttechnik GmbH & Co. KG  
 Hansastr. 27  
 32423 Minden  
 Phone: +49571 887-0 | Fax: +49571 887-169  
 Email: [info.de@wago.com](mailto:info.de@wago.com) | Web: [www.wago.com](http://www.wago.com)

Do you have any questions about our products?  
 We are always happy to take your call at +49 (571) 887-44222.


## Optional accessories

### Cables and pluggable connectors

#### System cable




	<b>Item no.: 706-2300/201-300</b> System cable; for Siemens S7-300; 8 digital outputs; Length: 3 m; Conductor cross-section: 0.14 mm <sup>2</sup>	<a href="http://www.wago.com/706-2300/201-300">www.wago.com/706-2300/201-300</a>
	<b>Item no.: 706-2300/201-200</b> System cable; for Siemens S7-300; 8 digital outputs; Length: 2 m; Conductor cross-section: 0.14 mm <sup>2</sup>	<a href="http://www.wago.com/706-2300/201-200">www.wago.com/706-2300/201-200</a>
	<b>Item no.: 706-2300/201-100</b> System cable; for Siemens S7-300; 8 digital outputs; Length: 1 m; Conductor cross-section: 0.14 mm <sup>2</sup>	<a href="http://www.wago.com/706-2300/201-100">www.wago.com/706-2300/201-100</a>
	<b>Item no.: 706-7753/300-100</b> System cable; for WAGO-I/O-SYSTEM, 753 Series; 8 digital inputs or outputs; Length: 1 m; Conductor cross-section: 0.14 mm <sup>2</sup>	<a href="http://www.wago.com/706-7753/300-100">www.wago.com/706-7753/300-100</a>
	<b>Item no.: 706-7753/300-200</b> System cable; for WAGO-I/O-SYSTEM, 753 Series; 8 digital inputs or outputs; Length: 2 m; Conductor cross-section: 0.14 mm <sup>2</sup>	<a href="http://www.wago.com/706-7753/300-200">www.wago.com/706-7753/300-200</a>
	<b>Item no.: 706-7753/302-200</b> System cable; for WAGO-I/O-SYSTEM, 750 Series; 8 digital inputs and 8 digital outputs; Length: 2 m; Conductor cross-section: 0.14 mm <sup>2</sup>	<a href="http://www.wago.com/706-7753/302-200">www.wago.com/706-7753/302-200</a>
	<b>Item no.: 706-7753/302-100</b> System cable; for WAGO-I/O-SYSTEM, 750 Series; 8 digital inputs and 8 digital outputs; Length: 1 m; Conductor cross-section: 0.14 mm <sup>2</sup>	<a href="http://www.wago.com/706-7753/302-100">www.wago.com/706-7753/302-100</a>

#### Connection cable

	<b>Item no.: 706-100/1301-200</b> Connection cable; 10-pole; Pluggable connector per DIN 41651; open-ended; Length: 2 m; Conductor cross-section: 0.14 mm <sup>2</sup> ; UR components	<a href="http://www.wago.com/706-100/1301-200">www.wago.com/706-100/1301-200</a>
--	---	--

### Marking accessories

#### Marking strip


	<b>Item no.: 709-196</b> Marking strips; for laser printer; translucent	<a href="http://www.wago.com/709-196">www.wago.com/709-196</a>
	<b>Item no.: 709-178</b> Marking strips; on reel; 7.5 mm wide; not stretchable; plain; snap-on type; white	<a href="http://www.wago.com/709-178">www.wago.com/709-178</a>
	<b>Item no.: 709-177</b> Marking strips; on reel; 7.5 mm wide; not stretchable; plain; snap-on type; translucent	<a href="http://www.wago.com/709-177">www.wago.com/709-177</a>

Subject to changes. Please also observe the further product documentation!



**Tool**

Operating tool

	<b>Item no.: 210-720</b> Operating tool; Blade: 3.5 x 0.5 mm; with a partially insulated shaft; multicoloured	<a href="http://www.wago.com/210-720">www.wago.com/210-720</a>
---	--	--

**Downloads  
Documentation**

**Bid Text**

289-611 doc - Datei	Nov 20, 2015	doc 26.1 kB	Download
289-611 X81 - Datei	Feb 19, 2019	xml 3.6 kB	Download

**Instruction Leaflet**

		pdf 1.3 MB	Download
--	--	---------------	----------

**Additional Information**

Disposal; Electrical and electronic equipment, Packaging	V 1.0.0	pdf 265.8 kB	Download
--	---------	-----------------	----------

**CAD/CAE-Data**

**CAD data**

2D/3D Models 289-611		URL	Download
----------------------	--	-----	----------

**CAE data**

EPLAN Data Portal 289-611		URL	Download
WSCAD Universe 289-611		URL	Download
ZUKEN Portal 289-611		URL	Download

**Environmental Product Compliance**

**Compliance Search**

Environmental Product Compliance 289-611

Subject to changes. Please also observe the further product documentation!


WAGO Kontakttechnik GmbH & Co. KG  
 Hansastr. 27  
 32423 Minden  
 Phone: +49571 887-0 | Fax: +49571 887-169  
 Email: [info.de@wago.com](mailto:info.de@wago.com) | Web: [www.wago.com](http://www.wago.com)

Do you have any questions about our products?  
 We are always happy to take your call at +49 (571) 887-44222.


Interface module; Pluggable connector per DIN 41651; 10-pole; Triple-deck PCB terminal blocks; in mounting carrier; 2,50 mm<sup>2</sup>

## Installation Notes

### Inserting a conductor




Conductor termination – screwdriver actuation parallel to conductor entry




Conductor termination – screwdriver actuation perpendicular to conductor entry

### Installation



Snapping a module onto DIN-rail.



Removing a module from the DIN-rail.

Subject to changes. Please also observe the further product documentation!