

## IT FIT 4/220...240/400 CS I

ICUTRONIC FIT CS I | Compact constant current LED driver – Non dimmable



### Product family features

- Supply voltage: 220...240 V
- Line frequency: 50 Hz | 60 Hz
- Line voltage: 198...264 V
- According to EN 61347-1, 61347-2-13, 62384
- RI suppression according to CISPR 15
- Line harmonics according to IEC 61000-3-2
- Immunity according to IEC 61547

### Product family benefits

- Small housing for flexible luminaire designs
- Flexible current selection via DIP switch
- Reversible overtemperature, overload, short-circuit and open-circuit protection

### Areas of application

- Extra small design for downlights, spotlights and other indoor luminaries
- Suitable for luminaires of protection classes I and II
- Suitable for indoor SELV installations

## Technical data

### Electrical data

Nominal input voltage	220...240 V
Mains frequency	50/60 Hz
Input voltage AC	198...264 V <sup>1)</sup>
Total harmonic distortion	< 10 % <sup>2)</sup>
Power factor $\lambda$	0.80 <sup>3)</sup>
Efficiency in full-load	75 % <sup>4)</sup>
Protective conductor current	<0.7 mA
Inrush current	< 10 A
Max. ECG no. on circuit breaker 10 A (B)	133
Max. ECG no. on circuit breaker 10 A (C)	133
Max. ECG no. on circuit breaker 16 A (B)	213
Max. ECG no. on circuit breaker 16 A (C)	213
Surge capability (L/N-Ground)	2 kV
Surge capability (L-N)	1 kV
Nominal output voltage	2.5...10 V
U-OUT (working voltage)	60 V
Nominal output current	100 / 200 / 300 / 400 mA <sup>5)</sup>
Output current tolerance	±10 %
Default output current	400 mA
Output ripple current (100 Hz)	< 5 % <sup>6)</sup>
Output PSTLM	≤1
Output SVM	≤0.4
Nominal output power	0.25...4 W
Maximum output power	4 W
Galvanic isolation	SELV
Current set	DipSwitch

<sup>1)</sup> Safety voltage range

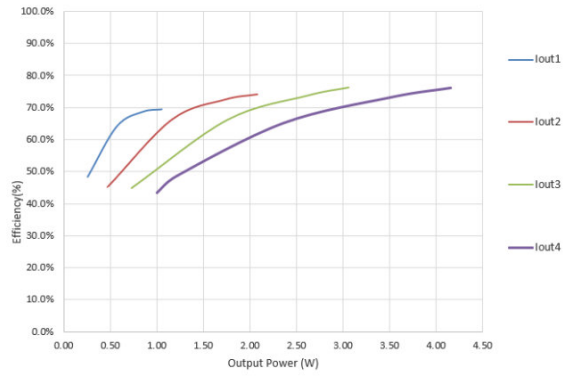
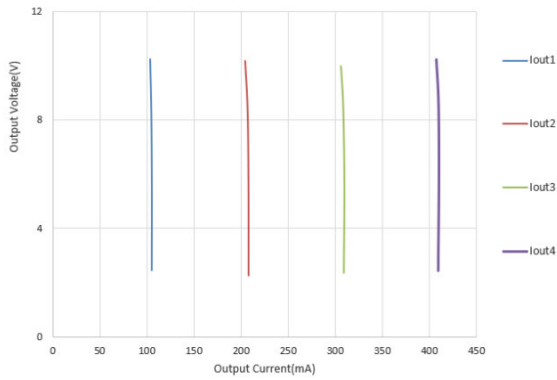
<sup>2)</sup> At full load, 230 V, 50 Hz / see graphs

<sup>3)</sup> Full load at 230 V/50 Hz

<sup>4)</sup> at 230 V, 50 Hz

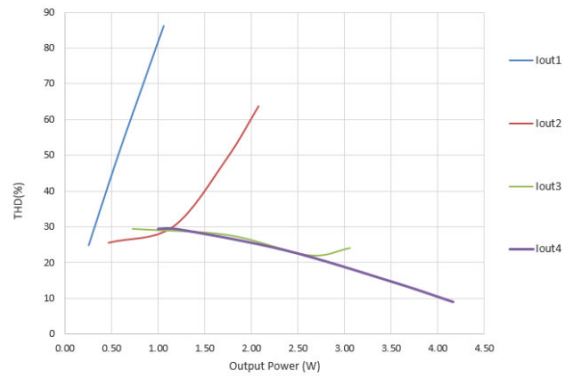
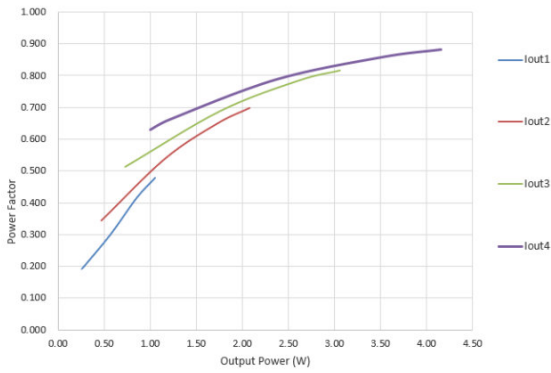
<sup>5)</sup> ±10%

<sup>6)</sup> Ripple average at 100 Hz



IT FIT 4 400 CS I Operating Window

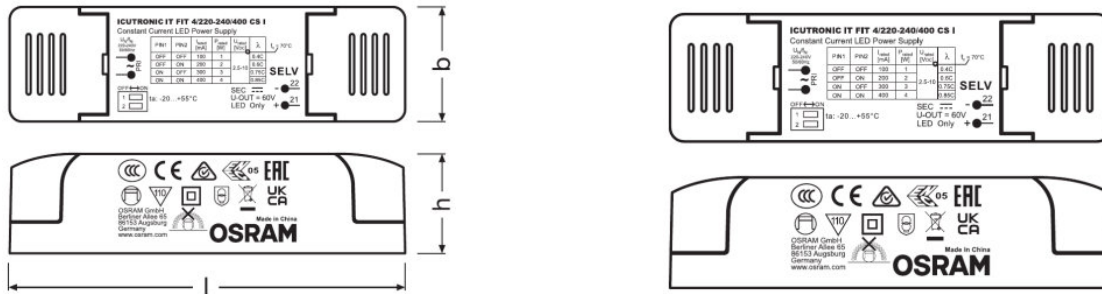
IT FIT 4 400 CS I Typical Efficiency vs. Load (230 V 50 Hz)



IT FIT 4 400 CS I Typical Power Factor vs. Load

IT FIT 4 400 CS I Typical THD Vs Load

Dimensions & weight



Mounting hole spacing, length	89.4 mm
Mounting hole spacing, width	22.0 mm
Product weight	54.00 g
Cable cross-section, input side	0.5...1.5 / 0.75...1.5 mm <sup>2</sup> <sup>1)</sup>
Cable cross-section, output side	0.5...1.5 / 0.75...1.5 mm <sup>2</sup> <sup>1)</sup>
Wire preparation length, input side	7...8 mm
Wire preparation length, output side	7...8 mm
Length	104.0 mm
Width	30.0 mm
Height	26.0 mm

<sup>1)</sup> Solid/ Flexible Leads

Colors & materials

Casing material	Plastic
-----------------	---------

Temperatures & operating conditions

Ambient temperature range	-20...+55 °C
Maximum temperature at tc test point	70 °C <sup>1)</sup>
Max.housing temperature in case of fault	110 °C
Temperature range at storage	-40...+85 °C
Permitted rel. humidity during operation	5...85 % <sup>2)</sup>

<sup>1)</sup> Measured on tc point indicated on the product label.

<sup>2)</sup> Maximum 56 days/year at 85 %

Lifespan

ECG lifetime	50000 h <sup>1)</sup>
--------------	-----------------------

<sup>1)</sup> At maximum T<sub>c</sub> = 70°C / 10% failure rate

### Additional product data

Encapsulated	No
--------------	----

### Capabilities

Dimmable	No
Overheating protection	Automatic reversible
Overload protection	Automatic reversible
Short-circuit protection	Automatic reversible
No-load proof	Yes
Intended for no-load operation	No
Max. cable length to lamp/LED module	2.0 m <sup>1)</sup>
Suitable for fixtures with prot. class	I / II
Type of connection, input side	Push terminal
Type of connection, output side	Push terminal
Suitable for through-wiring	No
Control interface	-
Number of channels	1

<sup>1)</sup> Output wires must be routed as close as possible to each other

### Programming

Programming device	DIPswitch
--------------------	-----------

### Certificates & standards

Approval marks – approval	ENEC 05 / CCC / CE / RCM
Standards	Acc. to IEC 61347-1/Acc. to IEC 61347-2-13/Acc. to IEC 62384/Acc. to IEC 61000-3-2/Acc. to IEC 61000-3-3/Acc. to IEC 61547
Type of protection	IP20
Protection class	II

### Logistical data

Commodity code	850440829000
----------------	--------------









### Environmental information

Information according Art. 33 of EU Regulation (EC) 1907/2006 (REACH)	
Date of Declaration	14-04-2022
Primary Article Identifier	4062172199261
Candidate List Substance 1	Lead

## Product datasheet

<b>CAS No. of substance 1</b>	7439-92-1
<b>Safe Use Instruction</b>	The identification of the Candidate List substance is sufficient to allow safe use of the article.
<b>Declaration No. in SCIP database</b>	ae6ade1d-fedb-42c4-a508-a57f5c3931d9

### Download Data

File
 User instruction ICUTRONIC LED Power Supply
 Certificates IT FIT CS I RCM NSW28523 070621
 Certificates IT FIT CS I RCM NSW28523 1 070621
 Certificates IT FIT CS I CB NL72664 070621
 Certificates IT FIT CS I ENEC 35 118614 070621
 CAD data IT FIT CS I IGS 210521
 CAD data IT FIT CS I STEP 210521
 CAD data 3-dim IT FIT CS I CAD3PDF 210521

### Ecodesign regulation information:

Intended for use with LED modules.

The forward voltage of the LED light source shall be within the defined operating window of the control gear in all operating conditions including dimming if applicable.

Separate control gear and light sources must be disposed of at certified disposal companies in accordance with Directive 2012/19/EU (WEEE) in the EU and with Waste Electrical and Electronic Equipment (WEEE) Regulations 2013 in the UK. For this purpose, collection points for recycling centres and take-back systems (CRSO) are available from retailers or private disposal companies, which accept separate control gear and light sources free of charge. In this way, raw materials are conserved and materials are recycled.

### Logistical Data

Product code	Product description	Packaging unit (Pieces/Unit)	Dimensions (length x width x height)	Volume	Gross weight
4062172199261	IT FIT 4/220...240/400 CS I	Shipping carton box 20	220 mm x 162 mm x 75 mm	2.67 dm <sup>3</sup>	1165.00 g

## Product datasheet

---

### Logistical Data

The mentioned product code describes the smallest quantity unit which can be ordered. One shipping unit can contain one or more single products. When placing an order, for the quantity please enter single or multiples of a shipping unit.

---

### Disclaimer

Subject to change without notice. Errors and omission excepted. Always make sure to use the most recent release.