

**WPD 107 1X95/2X35+8X25 RD****Weidmüller Interface GmbH & Co. KG**

Klingenbergstraße 26

D-32758 Detmold

Germany

www.weidmueller.com

**Power feed-in**

Our wide range of W-Series terminal blocks with our WPD main line branch terminals, which are optimised to guarantee both convenience and space gains, ensures a secure and convenient connection at the power feed-in.

**General ordering data**

Version	W-Series, Distribution block, Rated cross-section: Screw connection
Order No.	<a href="#">2725350000</a>
Type	WPD 107 1X95/2X35+8X25 RD
GTIN (EAN)	4050118796537
Qty.	1 pc(s).

Creation date January 10, 2022 9:41:42 PM CET

Catalogue status 17.12.2021 / We reserve the right to make technical changes.

**WPD 107 1X95/2X35+8X25 RD**
**Weidmüller Interface GmbH & Co. KG**

Klingenbergstraße 26

D-32758 Detmold

Germany

www.weidmueller.com

**Technical data**
**Dimensions and weights**

Depth	54.5 mm	Depth (inches)	2.146 inch
Height	73 mm	Height (inches)	2.874 inch
Width	51 mm	Width (inches)	2.008 inch
Net weight	210 g		

**Temperatures**

Storage temperature	-25 °C...55 °C	Continuous operating temp., min.	-50 °C
Continuous operating temp., max.	130 °C		

**Environmental Product Compliance**

REACH SVHC	Lead 7439-92-1
------------	----------------

**Material data**

Material	Wemid	Colour	red
UL 94 flammability rating	V-0		

**System specifications**

Version	Screw connection	End cover plate required	No
Number of potentials	1	Number of levels	1
Number of clamping points per level	2	Number of potentials per tier	1
Levels cross-connected internally	Yes	Rail	Mounting plate, TS 35
N-function	Yes	PE function	No
PEN function	No		

**Additional technical data**

Open sides	closed	Type of mounting	Snap-on
------------	--------	------------------	---------

**Conductors for clamping (rated connection)**

Connection direction	on side	Type of connection	Screw connection
----------------------	---------	--------------------	------------------

**General**

Number of poles	1	Rail	Mounting plate, TS 35
Standards	IEC 60947-7-1, UL 1059		

**Rating data**

Rated AC voltage	1,000 V	Rated current	270 A
Standards	IEC 60947-7-1, UL 1059		

**Classifications**

ETIM 6.0	EC000897	ETIM 7.0	EC000897
ETIM 8.0	EC000897	ECLASS 9.0	27-14-11-20
ECLASS 9.1	27-14-11-20	ECLASS 10.0	27-14-11-20
ECLASS 11.0	27-14-11-20		

**Data sheet****WPD 107 1X95/2X35+8X25 RD****Weidmüller Interface GmbH & Co. KG**  
Klingenbergstraße 26  
D-32758 Detmold  
Germany

www.weidmueller.com

**Technical data****Approvals**

Approvals



ROHS

Conform

**Downloads**Approval/Certificate/Document of  
Conformity[VDE Certificate](#)  
[DNV Certificate](#)  
[CE Declaration of Conformity](#)

Catalogues

[Catalogues in PDF-format](#)

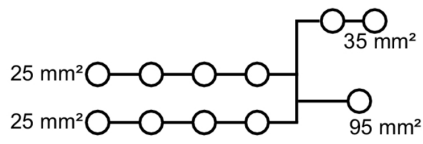
**Data sheet**

**WPD 107 1X95/2X35+8X25 RD**

**Weidmüller Interface GmbH & Co. KG**  
Klingenbergstraße 26  
D-32758 Detmold  
Germany

[www.weidmueller.com](http://www.weidmueller.com)

**Drawings**



**Power distribution**  
**Screw connection**

**W-Series**  
**WPD 107 1X95/2X35+8X25 GY**



Width / Height / Depth	mm
max. current / max. conductor	A/mm <sup>2</sup>
max. clamping range	mm <sup>2</sup>

**Technical data**

<b>Rated data</b>	
Rated voltage	V
Rated current	A
for wire cross-section	95 mm <sup>2</sup> mm <sup>2</sup>
Rated impulse withstand voltage / Pollution severity	
Overvoltage category / UL 94 flammability rating	
Approvals	

<b>Clamped conductors (H05V/H07V)</b>	
Solid / Stranded	95 mm <sup>2</sup> mm <sup>2</sup>
	35 mm <sup>2</sup> mm <sup>2</sup>
	25 mm <sup>2</sup> mm <sup>2</sup>
Flexible with ferrule	95 mm <sup>2</sup> mm <sup>2</sup>
	35 mm <sup>2</sup> mm <sup>2</sup>
	25 mm <sup>2</sup> mm <sup>2</sup>
Stripping length / Blade size	95 mm <sup>2</sup> mm/-
	35 mm <sup>2</sup> mm/-
	25 mm <sup>2</sup> mm <sup>2</sup>

Tightening torque	Nm
<b>Note</b>	

**Ordering data**

<b>Version</b>	
	grey
	blue
	red
	black
<b>Note</b>	

**Accessories**

<b>End bracket</b>	
	dark beige
	dark beige
<b>Screwdriver</b>	
	SET

	SDK PZ2 X 100	1	2749450000
	SK WSD-S 1,5-10,0	1	9008850000

**WPD 107** **95 mm<sup>2</sup>**



51 / 54.5 / 73	
232 / 95	
16...95	

**IEC 60947-7-1 (Cu), UL 1059 (Cu+Al)**


IEC	UL	CSA	EN 60079-7
1000	600	600	440
232	200	200	232
95	AWG 8...3/0	AWG 8...3/0	95
8 kV / 3			
III / V-0			

<b>Rated connection</b>	
16...95 / 16...95	
4...35 / 4...35	
2.5...25 / 2.5...25	
10...70	
2.5...25	
1.5...16	
14 / M12	
12 / M8	
12 / M6	

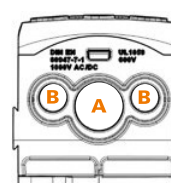
see appendix at the end of the chapter

Type	Qty.	Order No.
WPD 107 1x95/2x35+8x25 GY	1	1562220000
WPD 107 1x95/2x35+8x25 BL	1	2521730000
WPD 107 1x95/2x35+8x25 RD	1	2725350000
WPD 107 1x95/2x35+8x25 BK	1	2725450000

Type	Qty.	Order No.
WEW 35/2	100	1061200000
AEB 35 SC/1	50	1991920000
SDK PZ2 X 100	1	2749450000
SK WSD-S 1,5-10,0	1	9008850000



output



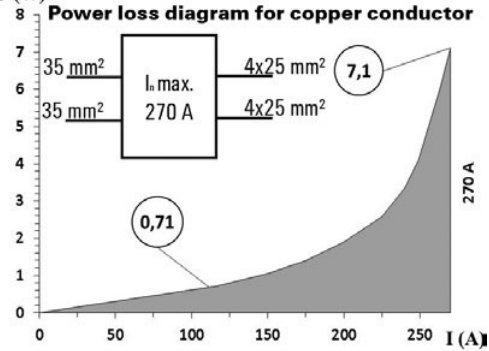
input

Conductor connection data according to IEC 60947-7-1 (Cu), UL 1059 (Cu+A P (W))

Input	connection point A			
	Copper		Aluminium*	
95 mm <sup>2</sup>	14 Nm	14 Nm	22,6 Nm	22,6 Nm
70 mm <sup>2</sup>				
50 mm <sup>2</sup>				
35 mm <sup>2</sup>				
25 mm <sup>2</sup>				
16 mm <sup>2</sup>				
10 mm <sup>2</sup>				
Stripping lengths	14 mm			
Allen screw	M12			

\* Values according to UL 1059

WPD 107



Output	connection point 1 - 8				connection point B			
	Copper		Aluminium*		Copper		Aluminium*	
35 mm <sup>2</sup>	2,5 Nm	2,5 Nm	5,1 Nm	5,1 Nm	3,5 Nm	3,5 Nm	11,3 Nm	11,3 Nm
25 mm <sup>2</sup>								
16 mm <sup>2</sup>								
10 mm <sup>2</sup>								
6 mm <sup>2</sup>								
4 mm <sup>2</sup>								
2,5 mm <sup>2</sup>								
1,5 mm <sup>2</sup>								
Stripping lengths	12 mm				12 mm			
Allen screw	M6				M8			

\* Values according to UL 1059



UL Rating data according to UL 1059

Certificate no. (UR)	XCFR2.E60693			
	connection point A			
	Copper		Aluminium	
AWG 3/0	124 Lb In.	124 Lb In.	200 Lb In.	200 Lb In.
AWG 2/0				
AWG 1/0				
AWG 2				
AWG 4				
AWG 6				
AWG 8				
max. current	200 A	175 A	155 A	130 A
Voltage size B,C (UR)	600 V			

CSA rating data according to CSA 22.2 No. 158

Certificate No. (CSA)	269832		
	Input	Output	
	CP* A	CP* 1 - 8	CP* B
AWG 3/0	14 Nm.	2,5 Nm	6 Nm
AWG 2/0			
AWG 1/0			
AWG 2			
AWG 4			
AWG 6			
AWG 8			
AWG 10			
AWG 12			
AWG 14			
max. current	200 A	85 A	115 A
Voltage size C (CSA)	600 V		

\* CP - connection point

output (load)	connection point 1 - 8				connection point B			
	Copper		Aluminium		Copper		Aluminium	
AWG 2	22.1 Lb In.	22.1 Lb In.	45.1 Lb In.	45.1 Lb In.	31 Lb In.	31 Lb In.	100 Lb In.	100 Lb In.
AWG 4								
AWG 6								
AWG 8								
AWG 10								
AWG 12								
AWG 14								
AWG 16								
max. current	85 A	65 A	65 A	50 A	115 A	85 A	90 A	65 A
Voltage size B,C (UR)	600 V							

