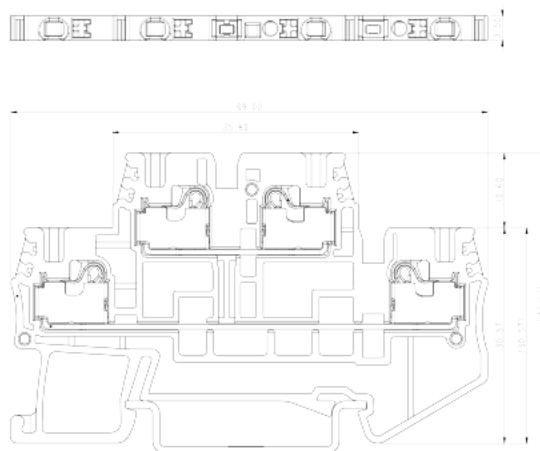



DPP1.5

DIN Rail Terminal Blocks > Push-in Design

Date:2020-08-04



The web catalog is for reference only. Dinkle remains the right of product modification and engineering change of the design. The final product is made according to engineering drawing.

Product Description

300V, 15A , Grey(default)

General information

Short description	DIN Rail terminal blocks , Push-in design Terminal Block
Category	Bi-level Feed-Through Terminal Block
Pitch (mm)	3.5
Color	Grey(default)
Connection method	Push in Design
Type of locking	Rail Mounting
Length (mm)	3.5
Width (mm)	69
Height (mm)	41.17
Number of poles	1P
Number of positions	1P
Level	Double level
Connection points	4

Material information

Insulation material	PA
Insulation material group	I
Flame retardant rating , compliant with UL94	V0
Insulation resistance	/>/500MΩ at DC 500V

Connection data-IEC

Rated voltage (V)	500
Rated current (A)	17.5
Rated voltage (III/3)(V)	500
Rated impulse voltage (III/3)(KV)	6
Conductor cross section solid. min (mm ²)	0.14
Conductor cross section solid.max (mm ²)	1.5
Conductor cross section stranded. min (mm ²)	0.14
Conductor cross section stranded. max (mm ²)	1.5
Conductor cross section flexible, with min ferrule without plastic sleeve (mm ²)	0.25
Conductor cross section flexible, with max ferrule without plastic sleeve (mm ²)	1.5
Conductor cross section flexible, with min ferrule with plastic sleeve (mm ²)	0.25
Conductor cross section flexible, with max ferrule with plastic sleeve (mm ²)	1
Slotted screwdriver size (Blade thickness x Width)(mm)	0.4*2.5
Philips screwdriver size	0.4*2.5
Stripping Length (mm)	8
Mounting rail	TS-35
End cover plate required	YES
Grounding connections	NO

Connection data-UL

Rated voltage (UL/CUL Group B)(V)	300
Rated current (UL/CUL Group B)(A)	15
Rated voltage (UL/CUL Group C)(V)	300
Rated current (UL/CUL Group C)(A)	15
Min. solid wire connection (AWG) acc. to UL/CUL	26
Max. solid wire connection AWG acc. to UL/CUL	14
Min. stranded wire connection AWG acc. to UL/CUL	26

Max. stranded wire connection AWG acc. to UL/CUL	14
--	----

Environment & Safety

Back of the hand protection (YES or NO)	YES
Finger protection (YES or NO)	YES
Operating temperature. max (°C)	120
Operating temperature. min (°C)	-40

UL Recognized

Wire Range (Group B)(AWG)	26~14
Rated voltage (Group B)(V)	300
Rated current (Group B)(A)	15
Wire Range (Group C)(AWG)	26~14
Rated voltage (Group C)(V)	300
Rated current (Group C)(A)	15

CUL Recognized

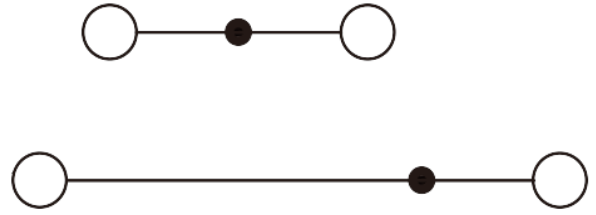
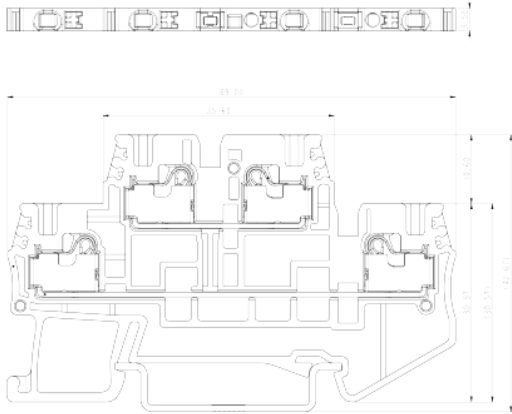
Wire Range (Group B)(AWG)	26~14
Rated voltage (Group B)(V)	300
Rated current (Group B)(A)	15
Wire Range (Group C)(AWG)	26~14
Rated voltage (Group C)(V)	300
Rated current (Group C)(A)	15

VDE Approval

Wire Range (mm ²)	0.14~1.5
Rated voltage (V)	500
Rated current (A)	17.5

Drawings

--	--



Approvals

