


# Data sheet

Order No.: 1027605

Type: DMCC 0,5/ 3-ST-2,54

PCB connector, Crimp connection



The figure shows a 10-pos. version with 20 contacts

## 1 Main features



- |                           |                      |                        |                     |
|---------------------------|----------------------|------------------------|---------------------|
| • No. of pos.             | 3                    | • Nominal current      | 6 A                 |
| • Conductor cross section | 0.75 mm <sup>2</sup> | • Nominal voltage      | 160 V               |
| • Color                   | black (9005)         | • Connection direction | 0 °                 |
| • Pitch                   | 2.54 mm              | • Type of packaging    | packed in cardboard |
| • Connection method       | Crimp connection     |                        |                     |

## 2 Your advantages

- ✓ Cost-effective connection of crimped conductors in large quantities
- ✓ Gold-plated contacts ensure transfer quality remains stable over the long term
- ✓ Contacts arranged in a double row enable high packing density in a compact area
- ✓ Tools for manual and automatic crimping available as an option




Make sure you always use the latest documentation.

It can be downloaded at: [phoenixcontact.net/product/1027605](https://phoenixcontact.net/product/1027605)

**1027605 DMCC 0,5/ 3-ST-2,54****3 Table of contents**

1	Main features.....	1
2	Your advantages .....	1
3	Table of contents .....	2
4	3D model in PDF can be activated (Acrobat Reader only).....	3
5	item properties.....	4
	5.1 Connection capacity .....	4
	5.2 Connection capacity AWG .....	4
	5.3 Material data .....	4
6	Dimensions.....	5
	6.1 Dimensions for the product .....	5
7	Series drawing.....	6
8	Packaging information .....	7
9	Application.....	7
	9.1 Temperature limit values .....	7
10	General tests .....	8
	10.1 Specification.....	8
11	Mechanical tests.....	8
	11.1 Tensile strength of crimped connections.....	8
	11.2 Insulating grip effectiveness (crimped connections).....	8
	11.3 Mechanical test group A .....	8
12	Electrical tests .....	9
	12.1 Electrical data .....	9
	12.2 Air and creepage distances .....	9
13	Current carrying capacity/derating curves .....	10
14	Environmental and durability tests .....	11
	14.1 Vibration test .....	11
	14.2 Railway application, vibration test .....	11
15	Classification for connectors.....	11
16	Approvals .....	11
17	Commercial Data.....	12
18	corresponding headers.....	12
19	Accessories .....	12
20	Combination tests.....	13

**4 3D model in PDF can be activated (Acrobat Reader only)**



**1027605 DMCC 0,5/ 3-ST-2,54****5 item properties**

Order No.	1027605
Type	DMCC 0,5/ 3-ST-2,54
Plug-in system	MICRO COMBICON - DFMC 0,5
Product type	PCB connector
Type of contact	Female connector
Range of articles	DMCC 0,5/...-ST
Pitch	2.54 mm
Range of positions	2...16
Number of positions	3
Number of levels	2
Number of connections	6
Number of potentials	6
Connection method	Crimp connection
Type of locking	without
	without
Connection direction of the connector to the PCB	
Solder pins per potential	1
Type	Standard

**5.1 Connection capacity**

Conductor cross section, flexible	0.14 mm <sup>2</sup> ... 0.75 mm <sup>2</sup> (Maximum external diameter of the insulation 1.9 mm)
Stripping length	4.1 mm ... 4.5 mm

**5.2 Connection capacity AWG**

Conductor cross section AWG	26 ... 18 (Maximum external diameter of the insulation 1.9 mm)
-----------------------------	--

**5.3 Material data**

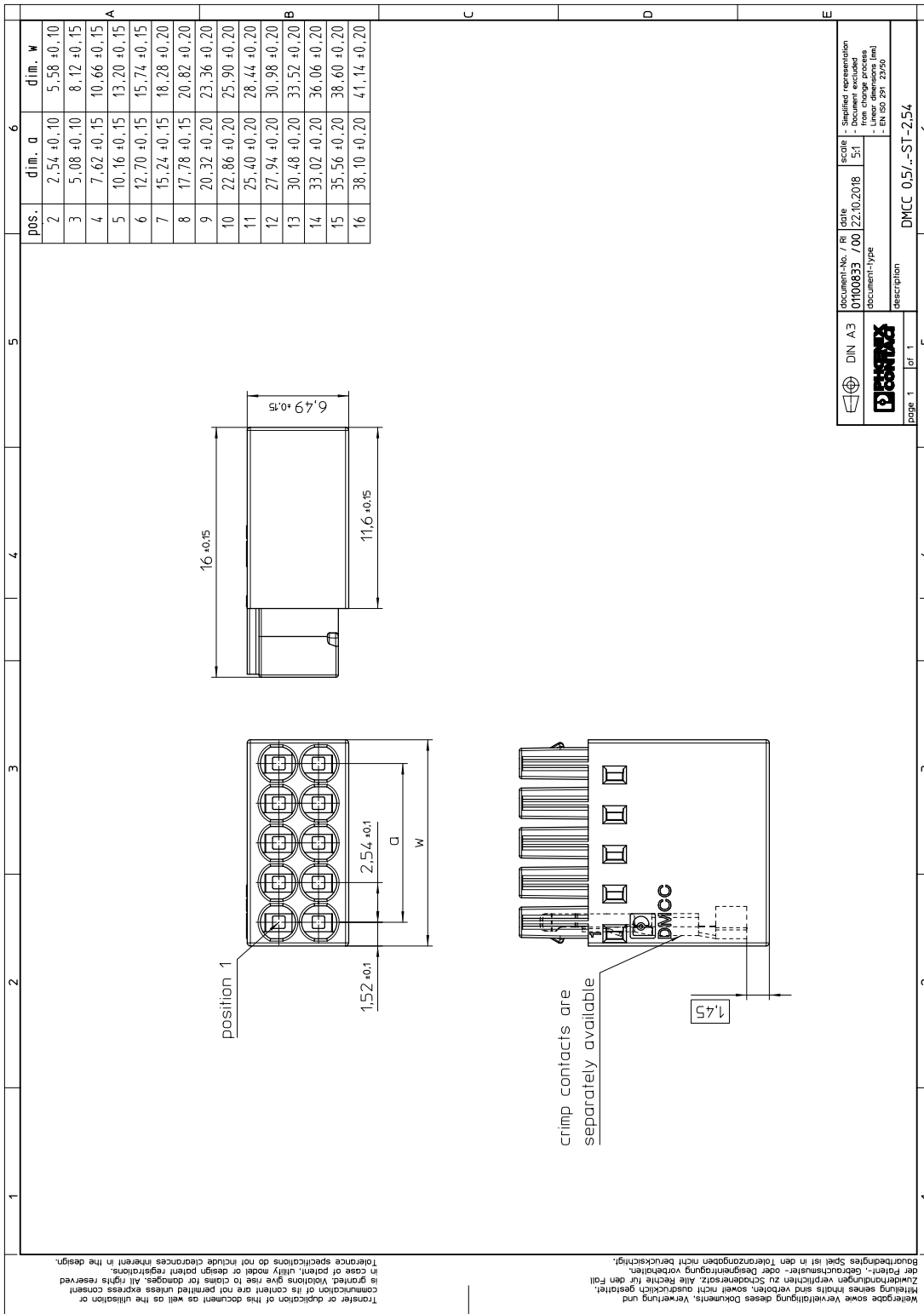
<b>Material of metal parts</b>	
Note	WEEE/RoHS-compliant, whisker-free acc. to IEC 60068-2-82/JEDEC JESD 201
Contact material	Cu alloy
Surface characteristics	Selective coating
<b>Insulating material data</b>	
Insulating material	PA
Insulating material group	I
CTI according to IEC 60112	600
Flammability rating according to UL 94	V0
Color	black (9005)
Glow wire flammability index GWFI according to EN 60695-2-12	850
Glow wire ignition temperature GWIT according to EN 60695-2-13	775
Temperature for the ball pressure test according to EN 60695-10-2	125 °C

**1027605 DMCC 0,5/ 3-ST-2,54****6 Dimensions****6.1 Dimensions for the product**

Length	16 mm
Width	8.12 mm
Total height	6.49 mm
Dimension a	5.08 mm

1027605 DMCC 0,5/ 3-ST-2,54

7 Series drawing



**1027605 DMCC 0,5/ 3-ST-2,54**

---

**8 Packaging information**

Type of packaging	packed in cardboard
Pieces per package	100

**9 Application****9.1 Temperature limit values**

Ambient temperature (storage/transport)	-40 °C ... 70 °C
Ambient temperature (assembly)	-5 °C ... 100 °C
Ambient temperature (operation)	-55 °C (dependent on the derating curve)

**1027605 DMCC 0,5/ 3-ST-2,54****10 General tests****10.1 Specification**

Specification	IEC 61984
Specification	IEC 60352-2

**11 Mechanical tests****11.1 Tensile strength of crimped connections**

Result	Test passed
Specification	IEC 60512-16-4:2008-06
Conductor cross section/conductor type/tractive force setpoint/actual value	0.14 mm <sup>2</sup> / flexible / > 18 N 0.75 mm <sup>2</sup> / flexible / > 85 N

**11.2 Insulating grip effectiveness (crimped connections)**

Result	Test passed
Specification	IEC 60512-16-8:2008-05

**11.3 Mechanical test group A**

Specification	IEC 61984:2008-10
Visual examination	Test passed
Specification	IEC 60512-1-1:2002-02
Dimensional test	Test passed
Specification	IEC 60512-1-2:2002-02
Resistance of marking	Test passed
Specification	IEC 60068-2-70:1995-12
Insertion and withdrawal force	Test passed
Specification	IEC 60512-13-2:2006-02
No. of cycles	100
Insertion strength per pos. approx.	2 N
Withdraw strength per pos. approx.	2 N
Polarization and coding	Test passed
Specification	IEC 60512-13-5:2006-02
Test force	20 N
Contact retention in insert	Test passed
Specification	IEC 60512-15-1:2008-05
Test force per pos.	20 N



**1027605 DMCC 0,5/ 3-ST-2,54****12 Electrical tests****12.1 Electrical data**

Rated current / conductor cross section	6 A / 0.75 mm <sup>2</sup>
Rated insulation voltage (III/2)	160 V
Rated surge voltage (III/2)	2.5 kV
Contact resistance	
Degree of pollution	2

**12.2 Air and creepage distances**

Component	PCB connector		
Specification	IEC 60664-1:2007-04		
Mains type	unearthed mains		
Insulating material group	I		
Comparative tracking index (IEC 60112:2003-01)	CTI 600		
Rated insulation voltage	160 V	160 V	320 V
Rated surge voltage	2.5 kV	2.5 kV	2.5 kV
Degree of pollution	3	2	2
Overvoltage category	III	III	II
Minimum clearance case A (inhomogeneous field)	1.5 mm	1.5 mm	1.5 mm
Minimum value of the creepage path requirement in acc. with table	2 mm	1.5 mm	1.6 mm

**1027605 DMCC 0,5/ 3-ST-2,54****13 Current carrying capacity/derating curves**

Specification	IEC 61984:2008-10
Note	Representation based on IEC 60512-5-2:2002-02
Reduction factor	0.8
Number of positions	See diagram
Conductor cross section	0.75 mm <sup>2</sup>

**Type: DMCC 0.5/...-ST-2.54 with DMC 0.5/...-G1-2.54 P...THR R...**

**1027605 DMCC 0,5/ 3-ST-2,54****14 Environmental and durability tests****14.1 Vibration test**

Specification	IEC 60068-2-6:2007-12
Result	Test passed
Frequency	10 - 150 - 10 Hz
Sweep speed	1 octave/min
Amplitude	0.35 mm (10 - 60.1 Hz)
Acceleration	50 m/s <sup>2</sup> (60.1 - 150 Hz)
Test duration per axis	2 h
Test directions	X-, Y- and Z-axis
Note	The connected conductor loops were guided to the test sample at a distance of approx. 10 cm.

**14.2 Railway application, vibration test**

Specification	IEC 61373:2010-05
Result	Test passed
Testing	Vibration, broadband noise
Frequency	5 - 150 Hz
Test directions	X-, Y- and Z-axis (pos. and neg.)
Spectrum	Service life test category 1, class B, body mounted

**15 Classification for connectors**

Specification	IEC 61984:2008-10
Main features	Connectors without switching capacity (COC)
Construction form	Fixed connectors
Strain relief elements	without strain relief
Connection method	Cannot be reconnected
Protection against electric shock	not encapsulated - back of hand safety when plugged in
Protective conductor	without PE
Lock	no
Connection method	Crimp connections

**16 Approvals**

**1027605 DMCC 0,5/ 3-ST-2,54****17 Commercial Data**

Order No.	1027605
Type	DMCC 0,5/ 3-ST-2,54
Pieces per package	100
Net weight	0.53 g
GTIN	4055626521565
	Information that applies locally, see link on page 1
Country of origin	Information that applies locally, see link on page 1

**18 corresponding headers**

Order No.	Type
1844730	DMC 0,5/ 3-G1-2,54 P20THR R24
1845030	DMC 0,5/ 3-G1-2,54 SMD R24
1844882	DMCV 0,5/ 3-G1-2,54 P20THR R24
1845182	DMCV 0,5/ 3-G1-2,54 SMD R24

**19 Accessories**

Description	Order No.	Type
	1013425	MCC 0,5-MP AU 0,14-0,5
	1013420	MCC 0,5-MP AU 0,14-0,5 R
	1013419	MCC 0,5-MP AU 0,34-0,75
	1013418	MCC 0,5-MP AU 0,34-0,75 R
Crimping pliers, for COMBICON crimp connectors with cross section: 0.14 ... 0.75 mm <sup>2</sup> . Unlockable pressure lock, precise parallel crimping, front entry, B crimp, incl. 2 positioning aids	1064998	CRIMPFOX-P CC 0.75 L

## 1027605 DMCC 0,5/ 3-ST-2,54

## 20 Combination tests

**DMCC 0,5/..-ST****DMC 0,5/..-G1-THR**

IEC 61984

IEC 61984

**Mechanical tests (A)**

Insertion/withdrawal force per position

approx. 2 N / 2 N

Polarization when inserted  
Requirement >20 N

Test passed

Contact holder in insert  
Requirements >20 N

Test passed

**Durability tests (B)**Contact resistance R<sub>1</sub> 1st level

2.2 mΩ

Contact resistance R<sub>1</sub> 2nd level

2.4 mΩ

Insertion/withdrawal cycles

100

Rated impulse voltage at sea level  
Voltage waveform ≥ (1.2/50 μs)

2.95 kV

Power-frequency withstand voltage  
Voltage waveform ≥ (50/60 Hz)

1.39 kV

**Thermal tests (C)**

Tested number of positions

16

Tested conductor cross section

0.75 mm<sup>2</sup>

Test current

6 A

Upper limiting temperature  
Requirements < 100°C

Test passed

**Climatic tests (D)**

Test sequence 1: low temperature storage

-55 °C/2 h

Test sequence 2: heat storage

105 °C/168 h

Test sequence 3: noxious gas storage  
(ISO 6988)1.0 dm<sup>3</sup> SO<sub>2</sub> on 300 dm<sup>3</sup>/  
40 °C/1 cycleRated impulse voltage at sea level  
Voltage waveform ≥ (1.2/50 μs)

2.95 kV

Power-frequency withstand voltage  
Voltage waveform ≥ (50/60 Hz)

1.39 kV

**Environmental and endurance tests (E)**

Specification

IEC 61984:2008-10

Degree of protection

Back of hand safety with  
IP10 access probe