
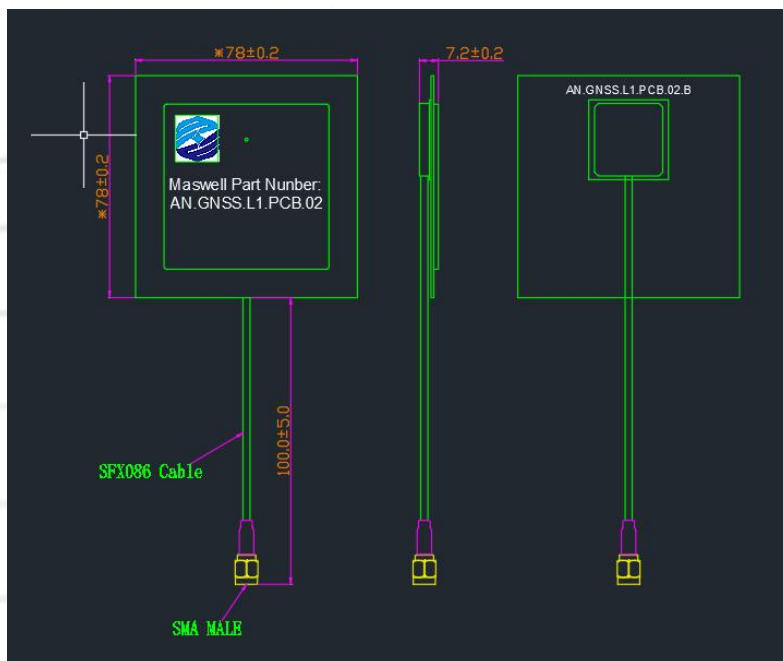


High Performance GNSS Planar Antenna Active

AN.GNSS.L1.PCB.02



Mechanical Dimension



High Performance GNSS Planar Antenna Active

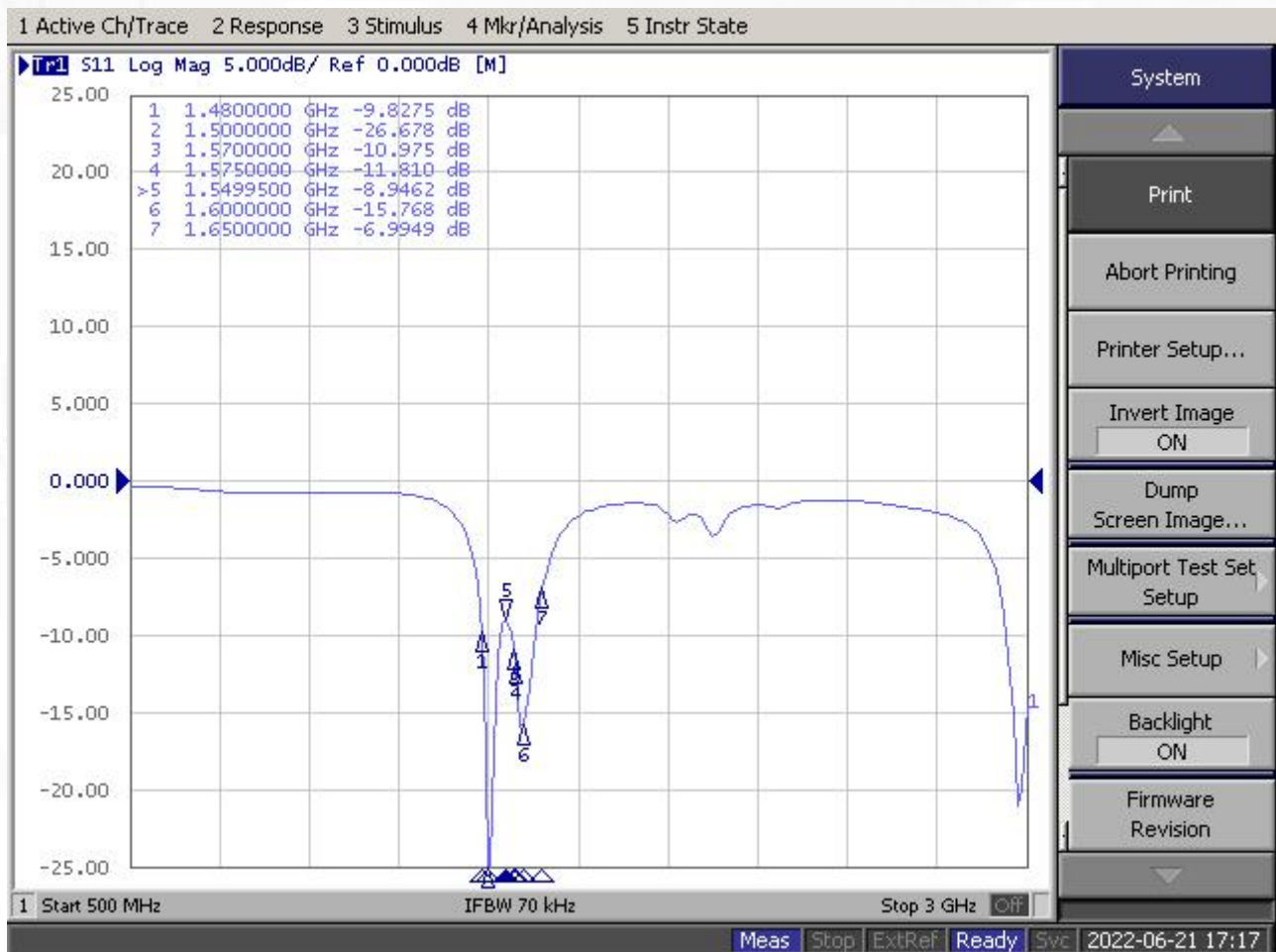
Specifications of AN.GNSS.L1.PCB.02

Item	Specifications	
Antenna	Frequency Range	1.56-1.602GHz
	Polarization	RHCP
	Gain	6dBic@PCB (Zenith)
	V.S.W.R	<1.5
	Impedance	50Ω
	Axial Ratio	3dB (max)
	Dimension	80mm*80mm*5mm
LNA	Gain	28±2dB
	Noise Figure	≤1.5dB
	Filter Insertion Loss	<3dB
	Supply Voltage	3~5V DC
	Current Consumption	<20mA
	V.S.W.R	<2.0
Mechanical	Cable	RG174
	Connector	SMA
Environmental	Operating Temperature	-40°C~+85°C
	Relative Humidity	Up to 95%
	Vibration	10 to 55Hz with 1.5mm amplitude 2hours
	Environmentally Friendly	ROHS Compliant

High Performance GNSS Planar Antenna Active

AN.GNSS.L1.PCB

Measured Results Measured S11 Result



High Performance GNSS Planar Antenna Active

AN.GNSS.L1.PCB

Measured Results Measured VSWR Result

