


# QUAD ROW TERMINAL/SOCKET

(1.27 mm) .050" PITCH • FOLC/MOLC SERIES

MAX  
**2.6**  
A m p s

**8**  
G b p s



**FOLC**  
Board Mates:  
**MOLC**

**MOLC**  
Board Mates:  
**FOLC**

## SPECIFICATIONS

**Insulator Material:**  
Black Liquid Crystal Polymer  
**Contact Material (FOLC):**  
BeCu  
**Terminal Material (MOLC):**  
Phosphor Bronze  
**Plating:**  
Au or Sn over  
50 μ" (1.27 μm) Ni  
**Current Rating:**  
2.6 A per pin  
(4 pins powered)  
**Operating Temp Range:**  
-55 °C to +125 °C  
**Voltage Rating:**  
165 VAC/230 VDC  
**Insertion Depth (FOLC):**  
(3.30 mm) .130" to  
(4.06 mm) .160"  
**Max Cycles (FOLC):**  
100

FOLC	1	NO. PINS PER ROW	LEAD STYLE	PLATING OPTION	Q	OPTION	PACKAGING
------	---	------------------	------------	----------------	---	--------	-----------

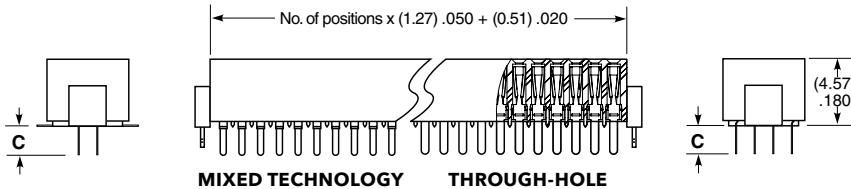
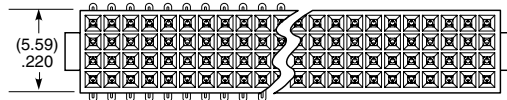
**20, 25, 30, 35, 40, 45, 50**  
(Standard sizes)

**-01 & -04**  
= Through-hole  
**-M1 & -M2**  
= Mixed Technology  
**-L1 & -L4**  
= Low Insertion Force Through-hole

**-L**  
= 10 μ"  
(0.25 μm)  
Gold on contact,  
Matte Tin on tail

**-LC**  
= Locking Clip  
(Manual placement required)

Leave blank for tubes  
**-TR**  
= Tape & Reel (-MX only)  
**-FR**  
= Full Reel Tape & Reel (must order max. quantity per reel; contact Samtec for quantity breaks) (-MX only)



LEAD STYLE	C
-01, -M1	(1.91) .075
-04, -M2	(3.04) .120

View complete specifications at: [samtec.com?FOLC](http://samtec.com?FOLC)

## PROCESSING

**Lead-Free Solderable:**  
Yes  
**SMT Lead Coplanarity (MOLC):**  
(0.10 mm) .004" max (20-25)  
(0.15 mm) .006" max (30-50)\*  
\*(.004" stencil solution may be available; contact ipg@samtec.com)

MOLC	1	NO. PINS PER ROW	LEAD STYLE	PLATING OPTION	Q	OPTION	PACKAGING
------	---	------------------	------------	----------------	---	--------	-----------

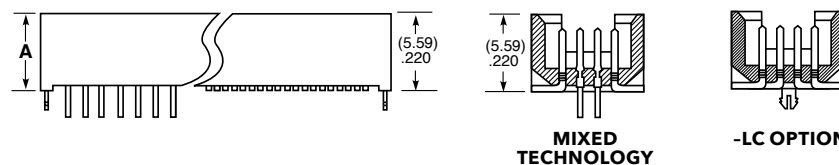
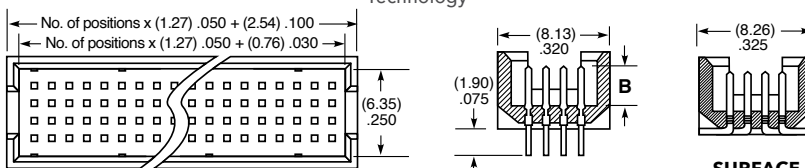
**20, 25, 30, 35, 40, 45, 50**  
(Standard sizes)

**-X'1**  
= Through-hole (Specify from chart)  
**-02**  
= Surface Mount  
**-M1**  
= Mixed Technology

**-L**  
= 10 μ"  
(0.25 μm)  
Gold on post,  
Matte Tin on tail

**-LC**  
= Locking Clip (Manual placement required)  
**-P**  
= Pick & Place Pad (-02 only)

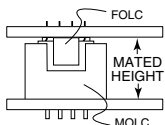
Leave blank for tubes  
**-TR**  
= Tape & Reel (-02 & -M1 only)  
**-FR**  
= Full Reel Tape & Reel (must order max. quantity per reel; contact Samtec for quantity breaks) (-02 & -M1 only)



LEAD STYLE	A	B
-01	(5.59) .220	(3.38) .133
-11	(7.34) .289	(3.66) .144
-31	(11.05) .435	

View complete specifications at: [samtec.com?MOLC](http://samtec.com?MOLC)

## APPLICATIONS



LEAD STYLE		MATED HEIGHT*
MOLC	FOLC	
-01		(5.97) .235
-11	-01	(7.75) .305
-31		(11.43) .450

\*Processing conditions will affect mated height.

**Note:**  
Some lengths, styles and options are non-standard, non-returnable.