




Phase Change thermal interface material PCM 21-740

Version TDS.21-740.V.Preliminary

Description

PCM 21-740, phase change interface thermal material, is designed to maximize heat sink performance and improve component reliability. It minimizes thermal resistance at interfaces, maintaining excellent performance when it fills interfacial gaps and voids.

At room temperature, PCM 21-740 is solid and easy to handle. This allows it to be consistently and cleanly applied as dry pad to heat sink or component surface. Upon reaching its softening temperature of 50 °C, PCM 21-740 begins to soften and flow, filling the microscopic irregularities of the component it comes into contact with. The result is an interface with minimal bond-line thickness and thermal contact resistance.



Benefits

- Low thermal resistance
- Phase change ~50 °C
- Excellent interface wettability
- High reliability
- RoHS compliant

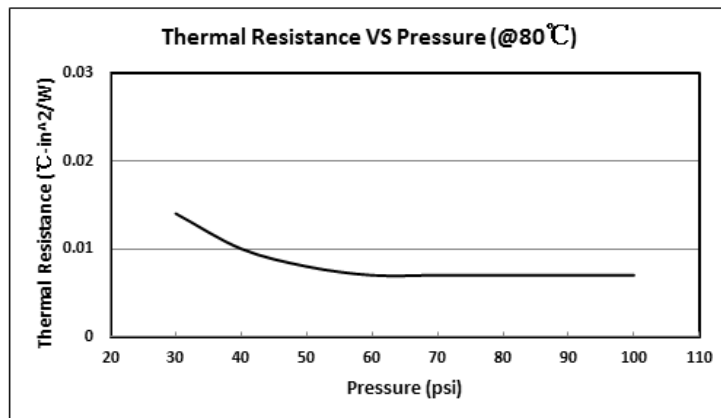
Applications

- CPUs (Notebooks, Desktops, Servers)
- Chipsets
- GPUs
- ASICs Chips

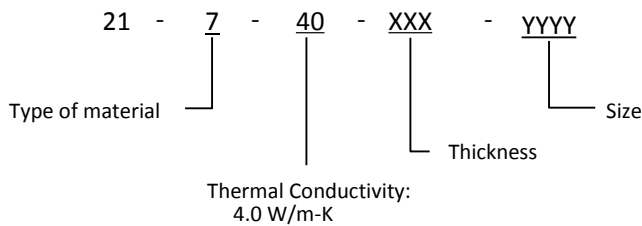
Typical Properties

Properties	21-740	Test Method
Thermal	Thermal Conductivity (W/m-K)	4.0
	Thermal Resistance @80 °C, 40 psi (°C-cm ² /W)	0.07
	Phase Change Softening Temp. (°C)	~50
	Continuous Use Temp. (°C)	-40~125
Physical	Color	Grey
	Standard Thickness (mm)	0.25~1.0
	Density (g/cm ³)	2.6
Electrical	Volume Resistivity (ohm-cm)	3*10 ¹³
Regulatory	Flammability Rating	V0
	RoHS Compliant	YES

Thermal Resistance



Ordering Information



Standard Size

Pad: 12" x 8" (304mm x 203mm)

Disclaimers

• The information provided in this Technical Data Sheet (TDS) including the recommendations for use and application of the product are based on our knowledge and experience of the product as at the issuing date of this TDS. When using our products, no matter what type of equipment they might be used for, be sure to make a written agreement on the specifications with us in advance. The design and specifications in this TDS are subject to change without prior notice.

• Do not use the products beyond the specifications described in this TDS. This TDS explains the typical performance of the products as individual component. Before use, check and evaluate their operations when installed in your products.

• Install the following systems for a failsafe design to ensure safety if these products are to be used in equipment where a defect in these products may cause the loss of human life or other significant damage, such as damage to vehicles (automobile, train, vessel), traffic lights, medical equipment, aerospace equipment, electric heating appliances, combustion/gas equipment, rotating equipment, and disaster/crime prevention equipment.

JONES TECH PLC
 3 Dong Huan Zhong Road, BDA, Beijing 100176 China
 TEL: +86 10 6786 2636 FAX: +86 10 67860291
 E-mail: sales@jones-corp.com

